



NAMIBIA COVID-19 SITUATION REPORT NO. 175			
Outbreak Name	COVID-19 outbreak	Country affected	Namibia
Date & Time of this report	09.09.2020 20:00 hrs	Investigation start Date	13 March 2020
Prepared by	Surveillance Team		

**HIGHLIGHTS/SITUATION UPDATE (09/09/2020)**

Total	Today
<b>Tested 73342</b>	<b>Tested 1418</b>
<b>Confirmed 9256</b>	<b>Confirmed 148</b>
<b>Active 4393</b>	<b>Active 4393</b>
<b>Recovered 4767</b>	<b>Recovered 127</b>
<b>Death 96</b>	<b>Death 3</b>

- The entire country will remain in Stage 3 of the State of Emergency (29 August 2020 - 12 September 2020).
- A curfew (20h00-05h00) is applicable nationwide as from 29 August 2020 - 12 September 2020.
- Windhoek, Rehoboth and Okahandja Local Authority Areas are under travel restrictions (29 August 2020 – 12 September 2020)

- A total of **9256** cases have been recorded in a population of approximately 2.5 Million people (*UN, Department of Economic and Social Affairs, Population Division: 2019 Revision. www.Worldometers.info*)
- Cumulatively, **9161 (99.0%)** cases are local transmissions while **95 (1.0 %)** are imported.
- More male cases **4996 (54.0%)** were recorded compared to female cases **4260 (46.0%)**.
- To-date, **391 (4.2%)** Health Care Workers (HCWs) have tested positive for COVID-19
  - 260 (66.5%) State
  - 130 (33.2%) Private
  - 1 (0.3%) NGO
- Today (09/09/2020), **127** recoveries have been recorded from 6 regions.
- To date, Namibia has recorded 96 deaths.
- Community transmission is ongoing in Khomas and Erongo regions and efforts to prevent widespread transmissions in other regions are ongoing.
- Need for enhanced technical and financial support by partners to control the outbreak; situation is alarming.

Table 1: Distribution of confirmed COVID-19 cases by region, 09 September 2020

Region	Total No. of cases	Active cases	Recovered	Death	Health Care Workers
Erongo	3654	1099	2523	32	54
Hardap	212	87	121	4	16
//Kharas	241	112	125	4	4
Kavango East	83	69	12	2	13
Kavango West	8	7	0	1	1
Khomas	4310	2685	1579	46	261
Kunene	11	11	0	0	0
Ohangwena	97	28	68	1	6
Omaheke	55	16	38	1	1
Omusati	37	15	21	1	5
Oshana	177	39	135	3	8
Oshikoto	98	64	34	0	4
Otjozondjupa	211	115	95	1	10
Zambezi	62	46	16	0	8
<b>Total</b>	<b>9256</b>	<b>4393</b>	<b>4762</b>	<b>96</b>	<b>391</b>

- All fourteen (14) regions have reported confirmed cases; with Khomas reporting the highest **4310 (46.6%)** followed by Erongo **3654 (39.5%)**.
- Khomas region is currently the epicenter of the outbreak.
- Of the total confirmed cases, **4767 (51.5%)** have recovered.
- Cumulatively, **82 (85.4%)** of the fatalities were known to have multiple co-morbidities (Table 2).

Table 2: Fatality summary as of 09 September 2020

Region	Cumulative no. of deaths	Deaths in 24 hours	Cumulative with co-morbidities
Erongo	32	0	29
Hardap	4	0	1
//Kharas	4	0	3
Kavango East	2	0	1
Kavango West	1	0	1
Khomas	46	3	43
Ohangwena	1	0	0
Omaheke	1	0	1
Omusati	1	0	0
Otjozondjupa	1	0	1
Oshana	3	0	2
<b>Total</b>	<b>96</b>	<b>3</b>	<b>82</b>

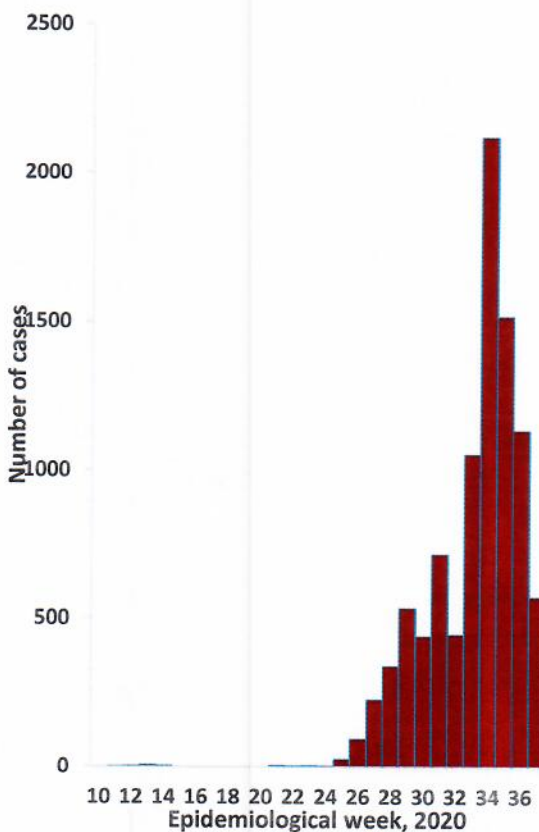


Figure 1: Epi-curve for confirmed COVID-19 cases 09 September 2020

Namibia has recorded **9256** COVID-19 cases since 13 March 2020. Up to **2123 (22.9%)** of the total cases were recorded during week 34 (Figure 1).

- A high number of cases were recorded in the past eight weeks as a result of:
  - Spread of local transmission in the country
  - Enhanced surveillance including active case search.
- Call center continues operation for 24 hours daily. Today, **1058** calls were answered including **7** alerts.

**Table 3: COVID-19 specimen recorded at the Laboratories as of 09 September 2020**

VARIABLES	TOTAL
Total samples received by the Laboratory	73460
Total samples tested	69017
Total samples re-tested	4325
Total positive results	9256
Total negative results	59737
Total samples discarded	76
Invalid results	1
Total pending results	41
Indeterminant/Inconclusive	24
Suspected cases in 24 hours (excludes re-tests)	1315

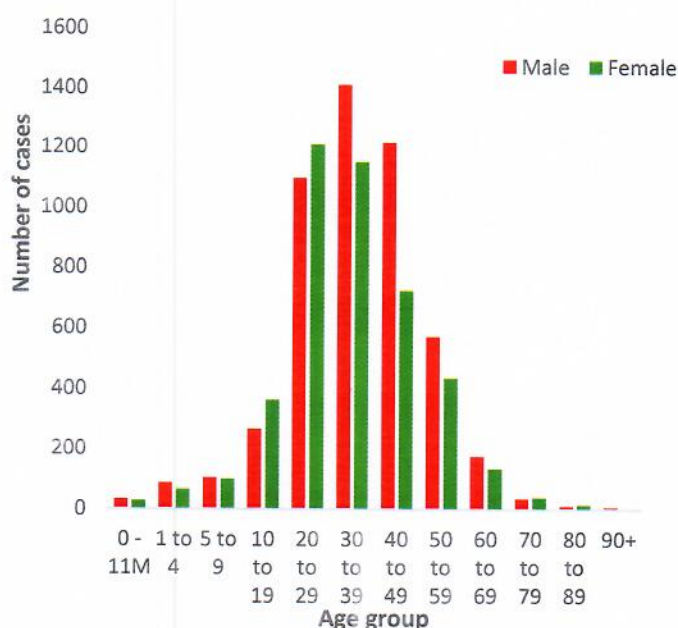
- To date, **73342** tests have been conducted by NIP, Path-Care, NAMDEB, and UNAM laboratories (including **4325** re-tests).
- Since the beginning of the outbreak, **18451** contacts of confirmed cases have been identified, **229** new contacts were identified within the last 24 hours from 8 regions.
- Cumulatively, **8845** contacts have completed their monitoring period, while a total **1236 (13.2%)** of the contacts have tested positive
- Today, **6511 (69.6%)** out of **9350** active contacts were monitored.

**Table 4: Number of people in mandatory quarantine facilities, 09 September 2020**

Region	Newly quarantined 24 hours	Cumulative number	Number discharged	Number in quarantine now	Truck Drivers (24 Hours)
Erongo	3	3106	2877	229	40
Hardap	18	551	508	43	0
Kavango	5	412	377	35	0
Khomas	1	1939	1731	208	0
//Kharas	0	1445	1247	198	0
Kunene	3	410	345	65	0
Ohangwena	0	446	424	22	0
Omaheke	64	812	675	137	0
Omusati	0	268	268	0	0
Oshana	1	280	278	2	0
Oshikoto	20	713	527	186	0
Otjozondjupa	12	748	718	30	0
Zambezi	1	766	716	50	0
<b>Total</b>	<b>128</b>	<b>11896</b>	<b>10691</b>	<b>1205</b>	<b>40</b>

- Since March 2020, **11896** people have been placed into supervised quarantine facilities around the country.
- A total of **1205** people are currently in quarantine with **128** new admissions in the past 24 hours.

- The 20-49 years age- brackets constitute **6806 (73.5%)** of the confirmed cases, while a sizable proportion of the 50-59 age group **1005 (10.9%)**.
- Among those aged 30-39, a significant proportion of males **1411 (55.1%)** are infected more than females **1152 (44.9%)**.
- The under 5 make up **207 (2.2%)** of the total cases.
- Aged 60 years and above constitute **347 (3.7%)** of the confirmed cases.



**Figure 2: Age and sex distribution of COVID-19 confirmed cases As of 09 September 2020**

**Table 5: Distribution of truck drivers coming into Namibia from neighbouring countries and destination regions on 08 September 2020**

Destination	RSA	Botswana	Angola	DRC	Eswatini	Zambia	Total
//Kharas	88	0	0	0	0	0	88
Khomas	103	7	2	0	3	1	116
Omusati	0	0	0	0	0	0	0
Oshana	4	0	0	0	0	0	4
Otjozondjupa	8	0	0	0	0	0	8
Kavango	2	1	0	0	0	0	3
Ohangwena	3	0	3	0	0	0	6
Hardap	4	0	0	0	0	0	4
Kunene	1	0	0	0	0	0	1
Omaheke	1	0	0	0	0	0	1
Oshikoto	1	0	2	0	0	0	3
Zambezi	0	0	0	0	0	0	0
Erongo	19	14	0	0	0	27	60
<b>Total</b>	<b>234</b>	<b>22</b>	<b>7</b>	<b>0</b>	<b>3</b>	<b>28</b>	<b>294</b>

- A total of **294** trucks entered the country through various ground crossing points in the last 24 hours.
- Of these trucks, **116 (39.5%)** were heading to Khomas, **88 (29.9%)** to //Kharas while **60 (20.4%)** were heading to Erongo region.
- The remaining **30 (10.2%)** were heading to the other 8 regions.

**PUBLIC HEALTH ACTION**


- Expansion of result collection sites around Windhoek is ongoing.
- Recruitment of local volunteers into the response in the districts and regions is ongoing.
- Weekly engagements with regions to ensure readiness for effective response.
- Public awareness on COVID-19 prevention measures is ongoing


**CHALLENGES**

- Large data backlog - awaiting entry into excel data base and DHIS2.
- Inadequate ICU facilities and ICU equipment at referral hospitals and high care units in the districts.
- Inadequate ambulances in the regions.
- Inadequate isolation units, at health facilities in the regions.

**RECOMMENDATIONS**

- Fast tracking of efforts to use GoData app and DHIS2.
- Provision of fully equipped ICU facilities at referral hospitals and high care units in the districts.
- Procurement of ambulances in the regions to ensure prompt response.
- Establish fully equipped isolation units at health facilities in the regions.

**Approved**  
  
**Incident Manager**  
 09 September 2020

  
**Secretariat**

For enquiries, please contact  
**Namibia Public Health Emergency Operations Centre;**

 [PHEOC@mhss.gov.na](mailto:PHEOC@mhss.gov.na)  
 0800 100 100  
 0851 100 100