



Ministry of Health and Social Services
Republic of Namibia

NAMIBIA COVID-19 SITUATION REPORT NO. 135			
Outbreak Name	COVID-19 outbreak	Country affected	Namibia
Date & Time of this report	31.07.2020 21:00 hrs	Investigation start Date	13 March 2020
Prepared by	Surveillance Team		

HIGHLIGHTS/SITUATION UPDATE (31/07/2020)

Total	Today
Tested 27312	Tested 472
Confirmed 2224	Confirmed 95
Active 2042	Active 2042
Recovered 171	Recovered 7
Death 11	Death 1

- ⊙ The country is in Stage 4 of the State of Emergency (4 August 2020 -17 September 2020)
- ⊙ Walvis Bay, Swakopmund, and Arandis Local Authority Areas in Erongo region's Stage 3 is extended (from 04 August 2020 until 23h59 of 31 August 2020).

Table 1: Distribution of confirmed COVID-19 cases by region, 31 July 2020

Region	Total No. of cases	Active cases	Recovered	Death	Health Care Workers
Erongo	1999	1853	136	10	26
Hardap	8	3	5	0	0
//Karas	33	28	5	0	1
Kavango East	2	2	0	0	0
Khomas	136	115	20	1	8
Kunene	1	1	0	0	0
Oshana	9	8	1	0	0
Omusati	2	2	0	0	0
Oshana	10	8	2	0	1
Oshikoto	2	2	0	0	1
Otjozondjupa	16	16	0	0	0
Zambezi	6	4	2	0	2
Total	2224	2042	171	11	39

- ⊙ Today (31/07/2020), 7 recoveries have been recorded; all from Erongo Region.
- ⊙ To-date, 39 Health Care Workers have tested positive for COVID-19.
- ⊙ Cumulatively, 2151 (96.7%) cases are local transmissions while 73 (3.3%) are imported.
- ⊙ There is evidence of a clustered community transmission in Erongo region (Table 1)
- ⊙ Up to 1280 confirmed cases in Erongo region are still to be placed in isolation facilities.
- ⊙ More male cases 1293(58.1%) were recorded compared to female cases 931 (41.9%).

- ⊙ Twelve (12) of the 14 regions have reported confirmed cases; with Erongo reporting the highest 1999 (89.9%) followed by Khomas 136 (6.1%).

EPIDEMIOLOGICAL SITUATION IN NAMIBIA

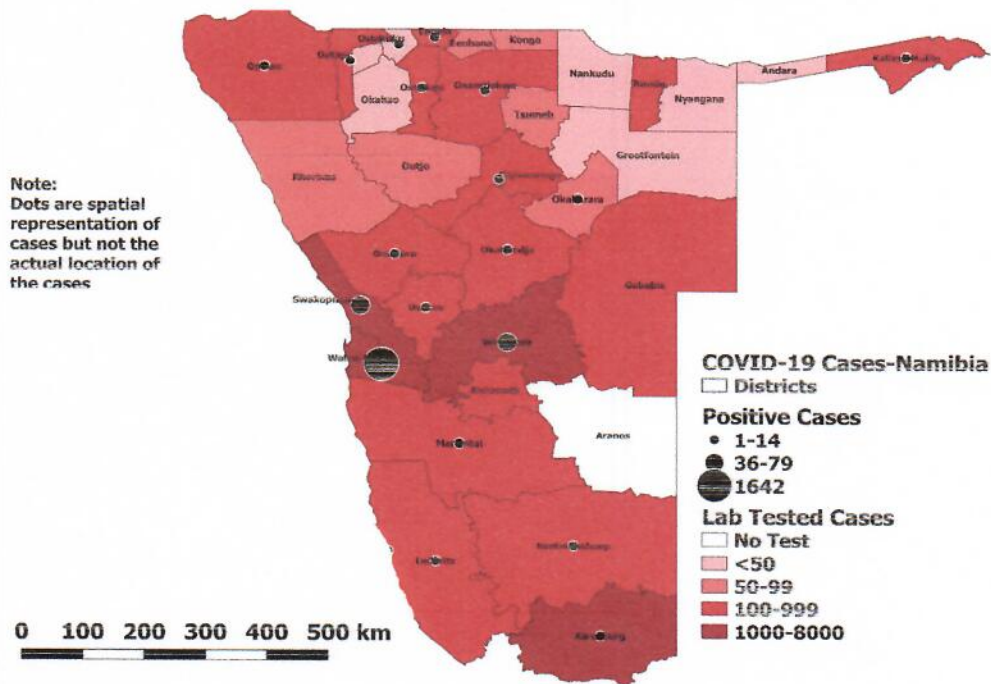


Figure 1: Distribution of suspected and confirmed COVID-19 cases in Namibia by District, 31 July 2020

*Table 2: COVID-19 specimen recorded at NIP & Path care Laboratories
31 July 2020*

Variables	Laboratory			Total
	NIP	Path care	South Africa	
Total sample received by the Laboratory	21064	6368	-	27432
Total sample tested	18488	6125	-	24613
Total sample re-tested	2466	233	-	2699
Total positive results	1416	807	1	2224
Total negative results	17072	5318	-	22390
Total sample discarded	68	8	-	76
Invalid results	1	0	-	1
Total pending results	41	0	-	41
Suspected cases in 24 hours	416	56	-	472

- ⊙ To date, **27312** tests have been conducted by NIP & Path-Care laboratories (including **2699** re-tests).
- ⊙ Since the beginning of the outbreak, **5506** contacts of confirmed cases have been identified, **76** new contacts were identified within the last 24 hours.
- ⊙ Cumulatively, **1634** contacts have completed their 14 days of follow up, while **631** out of **3555** active contacts were monitored today.

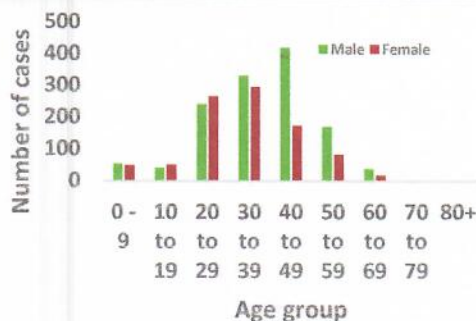


Figure 2: Age and sex distribution of COVID-19 confirmed cases, 31 July 2020

- ⊙ The most affected ages are within 20 and 49 years **1720 (77.3%)**.
- ⊙ Those aged 60 and above constitute **57 (2.7%)** of those affected.

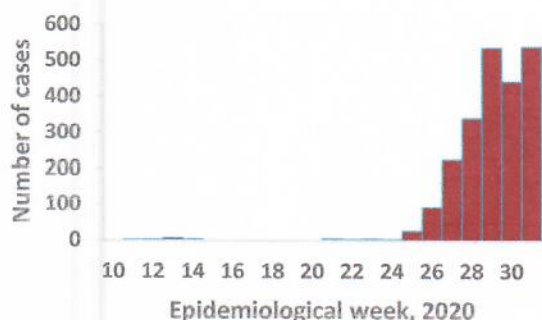


Figure 3: Epi-curve for confirmed COVID-19 cases 31 July 2020

Namibia has recorded **2224** COVID-19 cases since 13 March 2020. Up to **537 (24.1%)** of the total cases were recorded during week 31 (Figure 3).

- ⊙ A high number of cases were recorded in the past three weeks as a result of:
 - Spread of local transmission in Walvis Bay district
 - Enhanced Active Case Search and testing, averaging 300 tests daily in the past weeks.
- ⊙ Call centre continues operation for 24 hours daily. Today, **1248** calls were answered including **31** alerts.

Table 3: Number of people in mandatory quarantine facilities, 31 July 2020

- ⊙ Since March 2020, **6539** people have been placed into supervised quarantine facilities around the country.
- ⊙ A total of **1662** people are currently in quarantine with **61** new admissions in the past 24 hours.

Region	Newly quarantined 24 hours	Cumulative number	Number discharged	Number in quarantine now
Erongo	9	1624	822	802
Hardap	2	307	272	35
Kavango	9	162	104	58
Khomas	30	1552	1295	257
//Kharas	0	706	533	173
Kunene	1	175	120	55
Ohangwena	0	333	308	25
Omaheke	0	216	189	27
Omusati	6	167	134	33
Oshana	4	148	123	25
Oshikoto	0	116	89	27
Otjozondjupa	0	494	416	78
Zambezi	0	539	472	67
Total	61	6539	4877	1662

Table 4: Distribution of truck drivers coming into Namibia from neighbouring countries and destination regions on 31 July 2020

Destination	Country of departure						Total
	RSA	Zimbabwe	Botswana	Angola	DRC	Zambia	
//Kharas	101	0	0	0	0	0	101
Khomas	102	1	13	1	0	0	117
Omusati	1	0	0	0	0	0	1
Oshana	4	0	0	0	0	0	4
Otjozondjupa	8	0	1	0	0	1	10
Kavango	0	0	0	0	0	0	0
Ohangwena	13	0	0	2	0	0	15
Hardap	4	0	0	0	0	0	4
Kunene	0	0	0	0	0	0	0
Omaheke	2	0	0	0	0	0	2
Oshikoto	3	0	0	0	0	0	3
Zambezi	1	0	1	0	0	0	2
Erongo	12	0	13	0	6	39	70
Total	251	1	28	3	6	40	329

- ⊙ A total of **329** trucks entered the country through various ground crossing points in the last 24 hours.
- ⊙ Of these trucks, **35.6%** were heading to Khomas, **30.7%** to //Kharas while **21.3%** were heading to Erongo region.

PUBLIC HEALTH ACTION

- ⊙ National level continues to support the regions
- ⊙ Regions have enhanced social mobilization on COVID-19
- ⊙ Targeted testing in Walvis Bay is ongoing
- ⊙ Regions have intensified surveillance on travellers from high risk areas for early case detection

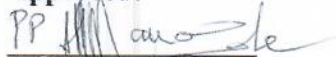
CHALLENGES

- ⊙ Inadequate Human resources in the regions
- ⊙ Inadequate ICU facilities and ICU equipment at referral hospitals and high care units in the districts.
- ⊙ Inadequate isolation units, at health facilities in the regions.
- ⊙ Inadequate PPE
- ⊙ Inadequate nasopharyngeal swabs and appropriate transport media.
- ⊙ Prolonged turn-around time of results at NIP.

RECOMMENDATIONS

- ⊙ The Ministry to fast track the appointment of critical positions for the response in the regions
- ⊙ Provision of fully equipped ICU facilities in the regions.
- ⊙ Establish fully equipped isolation units at health facilities in the regions.
- ⊙ Logistics pillar to continue with the procurement and distribution of sufficient PPE to the regions to ensure that response is not interrupted.
- ⊙ NIP to continue sourcing for swabs and appropriate transport media.

Approved:



Incident Manager

Date: 31 July 2020



Secretariat

For enquiries, please contact
Namibia Public Health Emergency Operations Centre;



PHEOC@mhss.gov.na



0800 100 100



0851 100 100