



Ministry of Health and Social Services
Republic of Namibia

NAMIBIA COVID-19 SITUATION REPORT NO. 134			
Outbreak Name	COVID-19 outbreak	Country affected	Namibia
Date & Time of this report	30.07.2020 21:00 hrs	Investigation start Date	13 March 2020
Prepared by	Surveillance Team		

HIGHLIGHTS/SITUATION UPDATE (30/07/2020)

Total	Today
Tested 26765	Tested 475
Confirmed 2129	Confirmed 77
Active 1953	Active 1953
Recovered 166	Recovered 2
Death 10	Death 0

- ⊙ The country is in Stage 4 of the State of Emergency (29 June 2020 -17 September 2020)
- ⊙ Walvis Bay, Swakopmund, and Arandis Local Authority Areas in Erongo region's Stage 3 is extended (from 04 August 2020 until 23h59 of 31 August 2020).

Table 1: Distribution of confirmed COVID-19 cases by region, 30 July 2020

Region	Total No. of cases	Active cases	Recovered	Death	Health Care Workers
Erongo	1940	1800	131	9	24
Hardap	8	3	5	0	0
//Kharas	33	28	5	0	1
Kavango East	2	2	0	0	0
Khomas	107	86	20	1	8
Kunene	1	1	0	0	0
Ohangwena	9	8	1	0	0
Omusati	2	2	0	0	0
Oshana	9	7	2	0	1
Oshikoto	2	2	0	0	1
Otjozondjupa	10	10	0	0	0
Zambezi	6	4	2	0	2
Total	2129	1953	166	10	37

- ⊙ Today (30/07/2020), **2** recoveries have been recorded; Zambezi (1) and Hardap (1).
- ⊙ To-date, **37** Health Care Workers have tested positive for COVID-19.
- ⊙ Cumulatively, **2058 (96.6%)** cases are local transmissions while **71 (3.3%)** are imported.
- ⊙ There is evidence of a clustered community transmission in Erongo region (Table 1)
- ⊙ Up to **1280** confirmed cases in Erongo region are still to be placed in isolation facilities.
- ⊙ More male cases **1238(58.1%)** were recorded compared to female cases **891 (41.9%)**.

- ⊙ Twelve (12) of the 14 regions have reported confirmed cases; with Erongo reporting the highest **1940 (91.1%)** followed by Khomas **107 (5.0%)**.

EPIDEMIOLOGICAL SITUATION IN NAMIBIA

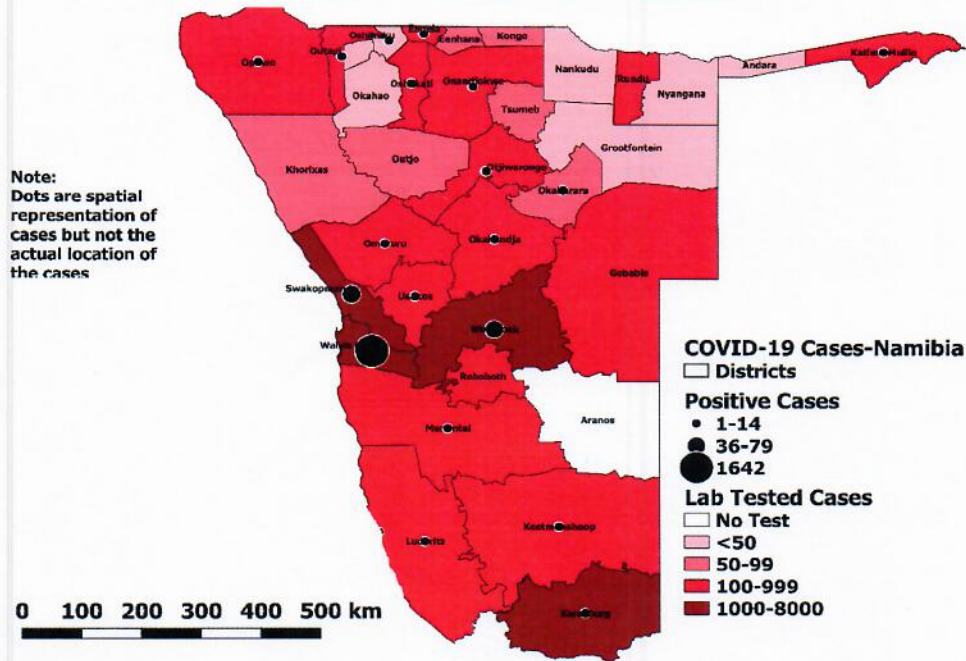


Figure 1: Distribution of suspected and confirmed COVID-19 cases in Namibia by District, 30 July 2020

Table 2: COVID-19 specimen recorded at NIP & Path care Laboratories 30 July 2020

Variables	Laboratory			Total
	NIP	Path care	South Africa	
Total sample received by the Laboratory	20574	6311	-	26885
Total sample tested	18072	6069	-	24141
Total sample re-tested	2392	232	-	2624
Total positive results	1377	751	1	2129
Total negative results	16695	5318	-	22013
Total sample discarded	68	8	-	76
Invalid results	1	0	-	1
Total pending results	41	0	-	41
Suspected cases in 24 hours	431	44	-	475

- ⊙ To date, **26765** tests have been conducted by NIP & Path-Care laboratories (including **2624** re-tests).
- ⊙ Since the beginning of the outbreak, **5430** contacts of confirmed cases have been identified, **271** new contacts were identified within the last 24 hours.
- ⊙ Cumulatively, **1565** contacts have completed their 14 days of follow up, while **1302** out of **3548** active contacts were monitored today.

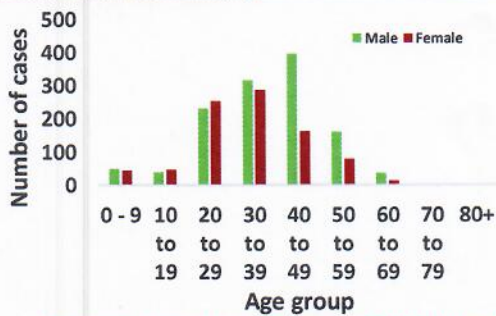


Figure 2: Age and sex distribution of COVID-19 confirmed cases, 30 July 2020

- ⊙ The most affected ages are within 20 and 49 years **1647 (77.4%)**.
- ⊙ Those aged 60 and above constitute **57 (2.7%)** of those affected.

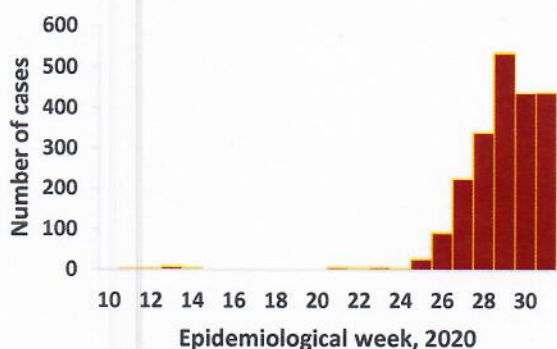


Figure 3: Epi-curve for confirmed COVID-19 cases 30 July 2020

Namibia has recorded **2129** COVID-19 cases since 13 March 2020. Up to **534 (25.1%)** of the total cases were recorded during week 29 (Figure 3).

- ⊙ A high number of cases were recorded in the past three weeks as a result of:
 - Spread of local transmission in Walvis Bay district
 - Enhanced Active Case Search and testing, averaging 300 tests daily in the past weeks.
- ⊙ Call centre continues operation for 24 hours daily. Today, **1190** calls were answered including **28** alerts.

- ⊙ Since March 2020, **6478** people have been placed into supervised quarantine facilities around the country.
- ⊙ A total of **1614** people are currently in quarantine with **45** new admissions in the past 24 hours.

Table 3: Number of people in mandatory quarantine facilities, 30 July 2020

Region	Newly quarantined 24 hours	Cumulative number	Number discharged	Number in quarantine now
Erongo	9	1615	822	793
Hardap	2	305	269	36
Kavango	3	153	104	49
Khomas	13	1522	1294	228
//Kharas	0	706	533	173
Kunene	0	174	119	55
Ohangwena	0	333	308	25
Omaheke	0	216	189	27
Omusati	10	161	127	34
Oshana	4	144	122	22
Oshikoto	2	116	89	27
Otjozondjupa	2	494	416	78
Zambezi	0	539	472	67
Total	45	6478	4864	1614

Table 4: Distribution of truck drivers coming into Namibia from neighbouring countries and destination regions on 30 July 2020

Destination	Country of departure						Total
	RSA	Zimbabwe	Botswana	Angola	DRC	Zambia	
//Kharas	76	0	0	0	0	0	76
Khomas	118	0	11	6	0	0	135
Omusati	0	0	0	0	0	0	0
Oshana	6	0	1	0	0	0	7
Otjozondjupa	11	0	3	0	0	0	14
Kavango	3	0	1	1	0	0	5
Ohangwena	2	0	0	1	0	0	2
Hardap	0	0	0	0	0	0	0
Kunene	0	0	0	0	0	0	0
Omaheke	1	0	0	0	0	0	1
Oshikoto	2	0	0	0	0	0	2
Zambezi	0	0	2	0	0	0	2
Erongo	8	0	16	0	5	28	57
Total	227	0	34	8	5	28	302

- ⊙ A total of **302** trucks entered the country through various ground crossing points in the last 24 hours.
- ⊙ Of these trucks, **44.7%** were heading to Khomas, **25.2%** to //Kharas while **18.9%** were heading to Erongo region.

PUBLIC HEALTH ACTION

- ⊙ National level continues to support the regions
- ⊙ Regions have enhanced social mobilization on COVID-19
- ⊙ Targeted testing in Walvis Bay is ongoing
- ⊙ Regions have intensified surveillance on travellers from high risk areas for early case detection

CHALLENGES

- ⊙ Inadequate Human resources in the regions
- ⊙ Inadequate ICU facilities and ICU equipment at referral hospitals and high care units in the districts.
- ⊙ Inadequate isolation units, at health facilities in the regions.
- ⊙ Inadequate PPE
- ⊙ Inadequate nasopharyngeal swabs and appropriate transport media.
- ⊙ Prolonged turn-around time of results at NIP.

RECOMMENDATIONS

- ⊙ The Ministry to fast track the appointment of critical positions for the response in the regions
- ⊙ Provision of fully equipped ICU facilities in the regions.
- ⊙ Establish fully equipped isolation units at health facilities in the regions.
- ⊙ Logistics pillar to continue with the procurement and distribution of sufficient PPE to the regions to ensure that response is not interrupted.
- ⊙ NIP to continue sourcing for swabs and appropriate transport media.

Approved:



Incident Manager


Date: 30 July 2020




Secretariat

For enquiries, please contact
Namibia Public Health Emergency Operations Centre;

 PHEOC@mhss.gov.na

 0800 100 100

 0851 100 100