



**Ministry of Health and Social Services  
Republic of Namibia**

NAMIBIA COVID-19 SITUATION REPORT NO. 111			
<b>Outbreak Name</b>	<i>COVID-19 outbreak</i>	<b>Country affected</b>	<i>Namibia</i>
<b>Date &amp; Time of this report</b>	<i>07.07.2020 21:30 hrs</i>	<b>Investigation start Date</b>	<i>13 March 2020</i>
<b>Prepared by</b>	<i>Surveillance Team</i>		

**HIGHLIGHTS/SITUATION UPDATE (07/07/2020)**

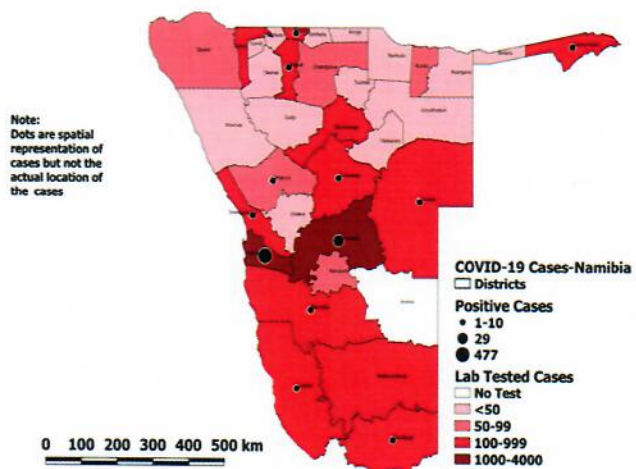
- ⊙ The country is in Stage 4 of the State of Emergency (29 June 2020 -17 September 2020)
- ⊙ Walvis Bay, Swakopmund, and Arandis Local Authority Areas are in Erongo region will remain in Stage 3 (from 07 July 2020 until 23h59 of 03 August 2020).

- ⊙ Cumulatively, **548 (92.4%)** cases are local transmissions while **45 (7.4%)** are imported.
- ⊙ Since the beginning of the outbreak, **144** cases were identified during active case search.
- ⊙ Eight of the 14 regions have reported confirmed cases with Erongo region reporting the highest number of cases; **541 (91.2%)**.
- ⊙ More female cases **326 (55.0%)** were recorded compared to male cases **267 (45.0%)**.
- ⊙ Case 362 (new born baby) reported on 3 July 2020, has been deregistered as a case.

- ⊙ The Local Authority Area of Walvis Bay has become the epi-center of the spread of COVID-19 in Namibia.
- ⊙ There is no evidence at the moment of transmission of the virus within the community, in the rest of the country.
- ⊙ Public gatherings remain restricted to a maximum of 10 people for the whole of Erongo Region



Dashboard information can be accessed at: <https://cutt.ly/Covid-19-situation-Namibia>



*Figure 1: Distribution of suspected and confirmed COVID-19 cases in Namibia by District, 07 July 2020*

## EPIDEMIOLOGICAL SITUATION IN NAMIBIA

Namibia has recorded a total of **593** confirmed cases since 13 March 2020. Most, **224 (37.8%)** of the cases were recorded during week 27 (Figure 2).

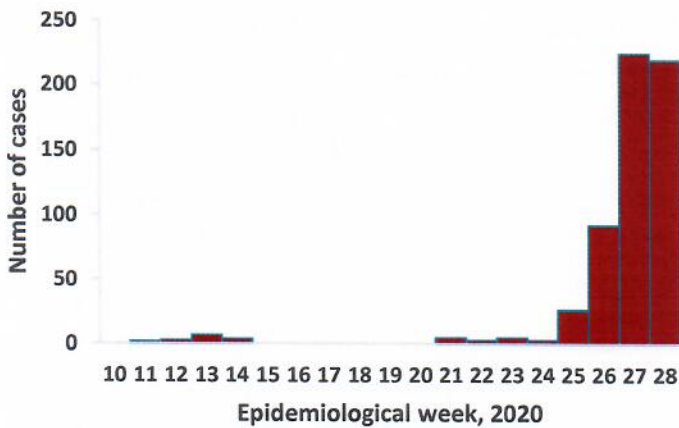


Figure 2: Epi-curve for confirmed COVID-19 cases, 07 July 2020

- ⊙ A high number of cases were recorded in the past three weeks as a result of:
  - Spread of local transmission in Walvis Bay district
  - Increased Active Case Search and testing, averaging 300 daily in the past few days.
- ⊙ Call centre continues operation for 24 hours daily; **1258** calls were answered with **36** alerts investigated over the past 24hrs.

- ⊙ Eight (8) regions have reported confirmed cases; with Erongo reporting the highest **541 (91.2%)** followed by Khomas **30 (5.1%)**.
- ⊙ Since the beginning of the outbreak, **2212** contacts of confirmed cases have been identified, **4** new contacts were identified within the last 24 hours. Cumulatively, **873** contacts have completed their 14 days of follow up, while **203** out of **1329** active contacts were monitored today.

Table 1: Distribution of confirmed COVID-19 cases by region, 07 July 2020

Region	Total No. of cases	Active cases	Recovered
Erongo	541	533	8
Hardap	6	5	1
//Kharas	7	5	2
Khomas	30	16	14
Ohangwena	2	2	0
Oshana	2	2	0
Otjozondjupa	3	3	0
Zambezi	2	2	0
<b>Total</b>	<b>593</b>	<b>568</b>	<b>25</b>

Table 2: COVID-19 specimen recorded at NIP & Path care Laboratories 07 July 2020

Variables	Laboratory			Total
	NIP	Path care	South Africa	
Total sample received by the Laboratory	10948	1796	-	12744
Total sample tested	9867	1681	-	11548
Total sample re-tested	969	107	-	1076
Total positive results	502	90	1	593
Total negative results	9365	1591	-	10956
Total sample discarded	68	8	-	76
Invalid results	1	0	-	1
Total pending results	43	0	-	43
Suspected cases in 24 hours	277	47	-	324

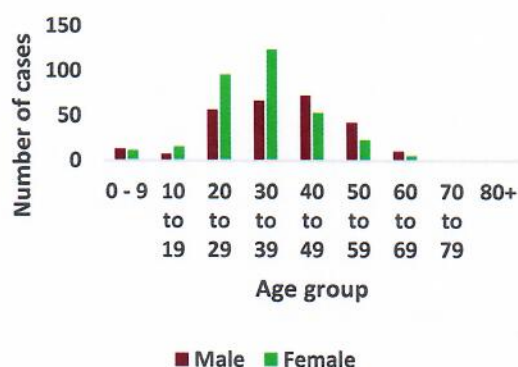
- ⊙ To date, **12624** tests have been conducted by NIP & PathCare laboratories (including 1076 re-tests).

**Table 3: Number of people in mandatory quarantine facilities, 07 July 2020**

Region	Newly quarantined 24 hours	Cumulative number	Number discharged	Number in quarantine now
Kunene	0	91	73	18
Omaheke	0	118	96	22
Kavango	0	96	73	23
Omusati	1	120	112	8
Oshana	1	117	40	77
Ohangwena	11	306	216	90
Hardap	5	251	212	39
Otjozondjupa	0	412	365	47
Khomas	55	1297	1066	231
Zambezi	2	438	390	48
//Kharas	0	491	393	98
Erongo	0	466	331	135
Oshikoto	1	86	62	24
<b>Total</b>	<b>76</b>	<b>4289</b>	<b>3429</b>	<b>860</b>

- ⊙ Since March 2020, **4289** people have been placed into supervised quarantine facilities around the country.
- ⊙ A total of **860** people are currently in quarantine with **76** new admissions.
- ⊙ Since March 2020, **90** people who were in quarantine have tested positive for COVID-19.

- ⊙ The most affected ages are within 20 and 49 years **465 (78.4%)**.
- ⊙ Those aged 60 and above constitute **2.9%** (17) of those affected.
- ⊙ In Namibia, more female **326 (55.0%)** are affected.



**Figure 3: Age and sex distribution of COVID-19 confirmed cases, 07 July 2020**

**Table 4. Distribution of truck drivers coming into Namibia from neighboring countries and destination regions on 07 July 2020**

Destination	Country of departure						Total
	RSA	Zambia	Botswana	DRC	Angola	Tanzania	
//Kharas	48	0	0	0	0	0	<b>48</b>
Khomas	114	57	7	0	2	0	<b>180</b>
Omusati	1	0	0	0	0	0	<b>1</b>
Oshana	9	0	0	0	0	0	<b>9</b>
Otjozondjupa	8	0	7	0	0	0	<b>15</b>
Kavango	3	0	0	0	0	0	<b>3</b>
Ohangwena	0	0	0	0	2	0	<b>2</b>
Hardap	2	0	0	0	0	0	<b>2</b>
Kunene	1	0	0	0	0	0	<b>1</b>
Omaheke	0	0	0	0	0	0	<b>0</b>
Oshikoto	1	0	0	0	3	0	<b>4</b>
Zambezi	1	0	0	0	0	0	<b>1</b>
Erongo	15	0	22	2	1	0	<b>40</b>
<b>Total</b>	<b>203</b>	<b>57</b>	<b>36</b>	<b>2</b>	<b>8</b>	<b>0</b>	<b>360</b>

- ⊙ A total of **360** trucks entered the country through various ground crossing points in the last 24 hours.
- ⊙ Of these trucks, **58.8%** were heading to Khomas region, **15.7%** to //Kharas, while **13.1%** were heading to Erongo region.

## PUBLIC HEALTH ACTION

- ⊙ Integrated teams sent to Omusati and Oshana regions to give technical support for a period of 9 days.
- ⊙ Orientation was done to 9 new Data Management Team members at the PHEOC
- ⊙ Thirty-two (32) Community-Based Health Workers were trained at Swakopmund District, Erongo Region
- ⊙ IPC Protocol for assessing the Health Care Worker's Risk for COVID-19 were developed.
- ⊙ Assessing and supervising PPE procurement capacity is ongoing
- ⊙ IPC Standard Operating Procedures for the Aviation Industry and Correctional Facilities under development.
- ⊙ An integrated team has been sent to Zambezi regions to give technical support.
- ⊙ Regions have intensified surveillance on travellers from Erongo region for early case detection.
- ⊙ Targeted testing in Walvis Bay is ongoing .
- ⊙ Stage 4 State of Emergency COVID-19 Regulations were gazetted on 28 June 2020

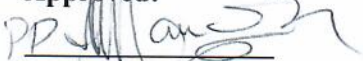
## CHALLENGES

- ⊙ Inadequate isolation units, at health facilities in the regions.
- ⊙ Inadequate PPE
- ⊙ Inadequate nasopharyngeal swabs and appropriate transport media.
- ⊙ Prolonged turn-around time of results at NIP.

## RECOMMENDATIONS

- ⊙ Establish fully equipped isolation units at health facilities in the regions.
- ⊙ Logistics pillar to continue with the procurement and distribution of sufficient PPE to the regions to ensure that response is not interrupted.
- ⊙ NIP to continue sourcing for swabs and appropriate transport media.
- ⊙ Enhance laboratory testing capacity through out the country

Approved:



**Incident Manager**


**Date: 07 July 2020**




**Secretariat**

For enquiries, please contact  
**Namibia Public Health Emergency Operations Centre;**

 [PHEOC@mhss.gov.na](mailto:PHEOC@mhss.gov.na)

 0800 100 100

 0851 100 100