



**Ministry of Health and Social Services
Republic of Namibia**

NAMIBIA COVID-19 SITUATION REPORT NO. 110			
Outbreak Name	COVID-19 outbreak	Country affected	Namibia
Date & Time of this report	06.07.2020 22:00 hrs	Investigation start Date	13 March 2020
Prepared by	Surveillance Team		

HIGHLIGHTS/SITUATION UPDATE (06/07/2020)

- ⊙ The country is in Stage 4 of the State of Emergency (29 June 2020 -17 September 2020)
- ⊙ Walvis Bay, Swakopmund, and Arandis Local Authority Areas are in Erongo region will remain in Stage 3 (from 07 July 2020 until 23h59 of 03 August 2020).

Total	Today
Tested 12300	Tested 386
Confirmed 539	Confirmed 54
Active 514	Active 514
Recovered 25	Recovered 0
Death 0	Death 0

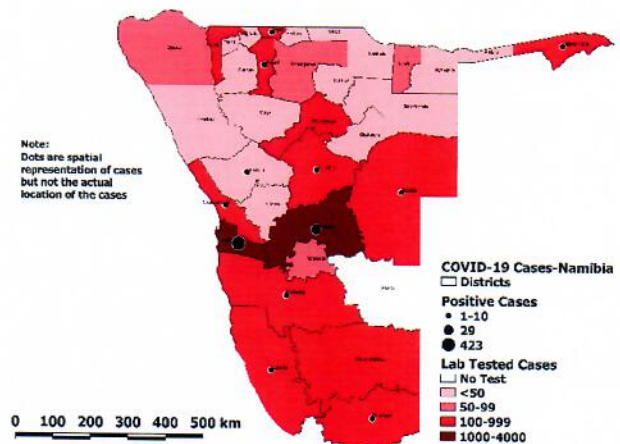


Figure 1: Distribution of suspected and confirmed COVID-19 cases in Namibia by District, 06 July 2020

- ⊙ Four-hundred-and-ninety-six **496 (92.0%)** cases are local transmissions while forty-three **43 (8.0%)** are imported.
- ⊙ Cumulatively, **144** cases were identified during active case search.
- ⊙ Eight of the 14 regions have reported confirmed cases with Erongo region reporting the highest number of cases; **488 (90.5%)**.
- ⊙ More female cases **322 (59.7%)** were recorded compared to male cases **217 (40.3%)**.
- ⊙ Of the 54 cases confirmed today, 27 were symptomatic, and 27 were asymptomatic.

Dashboard information can be accessed at: <https://cutt.ly/Covid-19-situation-Namibia>

- ⊙ The Local Authority Area of Walvis Bay has become the epi-center of the spread of COVID-19 in Namibia.
- ⊙ There is no evidence at the moment of transmission of the virus within the community, in the rest of the country.
- ⊙ Public gatherings remain restricted to a maximum of 10 people for the whole of Erongo Region

EPIDEMIOLOGICAL SITUATION IN NAMIBIA

Namibia has recorded a total of **539** confirmed cases since 13 March 2020. Most, **210 (39.0%)** of the cases were recorded during week 27 (Figure 2).

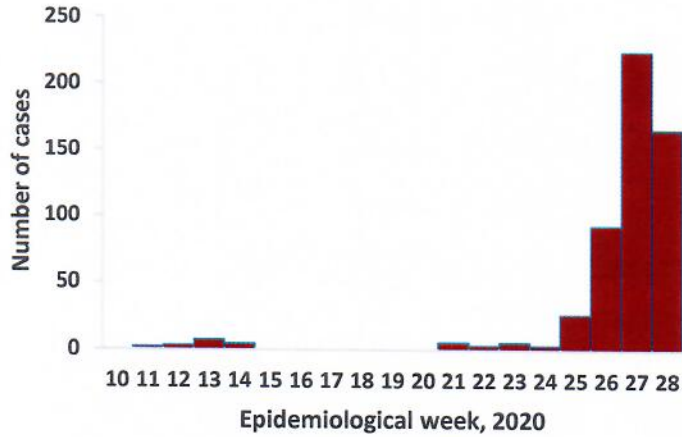


Figure 2: Epi-curve for confirmed COVID-19 cases, 06 July 2020

- ⊙ Eight (8) regions have reported confirmed cases; with Erongo reporting the highest **488 (90.5%)** followed by Khomas **29 (5.4%)**.
- ⊙ Since the beginning of the outbreak, **2091** contacts of confirmed cases have been identified, **22** new contacts were identified within the last 24 hours. Cumulatively, **776** contacts have completed their 14 days of follow up, while **216** out of **1308** active contacts were monitored today.

- ⊙ A high number of cases were recorded in the past three weeks as a result of:
 - Spread of local transmission in Walvis Bay district
 - Increased Active Case Search and testing, averaging 300 daily in the past few days.
- ⊙ Call centre continues operation for 24 hours daily; **1210** calls were answered with **32** alerts investigated over the past 24hrs.

Table 1: Distribution of confirmed COVID-19 cases by region, 06 July 2020

Region	Total No. of cases	Active cases	Recovered
Khomas	29	15	14
//Karas	7	5	2
Erongo	488	481	8
Hardap	6	5	1
Zambezi	2	2	0
Otjozondjupa	3	3	0
Ohangwena	2	1	0
Oshana	2	2	0
Total	539	514	25

Table 2: COVID-19 specimen recorded at NIP & Path care Laboratories 06 July 2020

Variables	Laboratory			Total
	NIP	Path care	South Africa	
Total sample received by the Laboratory	10672	1749	-	12421
Total sample tested	9686	1634	-	11320
Total sample re-tested	873	107	-	980
Total positive results	494	44	1	539
Total negative results	9192	1590	-	10782
Total sample discarded	68	8	-	76
Invalid results	2	0	-	2
Total pending results	43	0	-	43
Suspected cases in 24 hours	383	3	-	386

- ⊙ To date, **12300** tests have been conducted by NIP & PathCare laboratories (including 980 re-tests).

Table 3: Number of people in mandatory quarantine facilities, 06 July 2020

Region	Newly quarantined 24 hours	Cumulative number	Number discharged	Number in quarantine now
Kunene	3	91	73	18
Omaheke	0	118	96	22
Kavango	4	96	73	23
Omusati	1	119	108	11
Oshana	0	116	40	76
Ohangwena	0	295	211	84
Hardap	2	246	209	37
Otjozondjupa	0	412	346	66
Khomas	14	1242	1054	188
Zambezi	4	436	388	48
//Kharas	0	491	393	98
Erongo	0	466	331	135
Oshikoto	5	85	60	25
Total	33	4213	3382	831

- Since March 2020, **4213** people have been placed into supervised quarantine facilities around the country.
- A total of **831** people are currently in quarantine with **33** new admissions.
- Since March 2020, **46** people who were in quarantine have tested positive for COVID-19.

- The most affected ages are within 20 and 39 years **329 (61.0%)**.
- Those aged 60 and above constitute **3.0%** (16) of those affected.
- In Namibia, more female **322 (59.7%)** are affected.

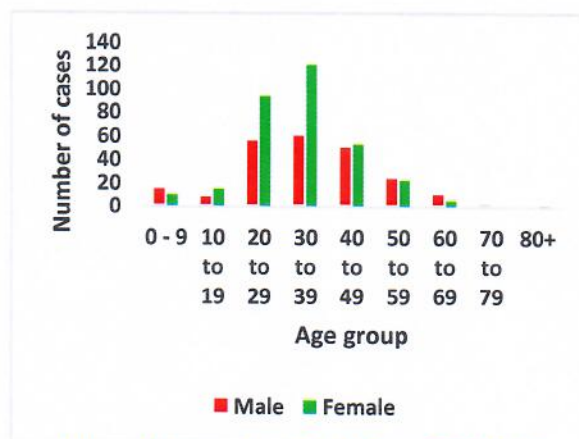


Figure 3: Age and sex distribution of COVID-19 confirmed cases, 06 July 2020

Table 4. Distribution of truck drivers coming into Namibia from neighboring countries and destination regions on 06 July 2020

Destination	Country of departure						Total
	RSA	Zambia	Botswana	DRC	Angola	Tanzania	
//Kharas	34	0	0	0	0	0	34
Khomas	25	0	0	0	2	0	27
Omusati	0	0	0	0	0	0	0
Oshana	2	0	0	0	0	0	2
Otjozondjupa	3	0	0	0	0	0	3
Kavango	0	0	0	0	0	0	0
Ohangwena	5	0	0	0	2	0	7
Hardap	2	0	0	0	0	0	2
Kunene	0	0	0	0	0	0	0
Omaheke	0	0	0	0	0	0	0
Oshikoto	1	0	0	0	0	0	1
Zambezi	0	0	0	0	0	0	0
Erongo	4	52	0	8	0	0	64
Total	76	52	0	8	4	0	140

- A total of **140** trucks entered the country through various ground crossing points in the last 24 hours.
- Of these trucks, **45.7%** were heading to Erongo region, **24.3%** to //Kharas, while **19.3%** were heading to Khomas region.

PUBLIC HEALTH ACTION

- ⊙ Integrated teams sent to Omusati and Oshana regions to give technical support for a period of 9 days.
- ⊙ Orientation was done to 9 new Data Management Team members at the PHEOC
- ⊙ Thirty-two (32) Community-Based Health Workers were trained at Swakopmund District, Erongo Region
- ⊙ IPC Protocol for assessing the Health Care Worker's Risk for COVID-19 were developed.
- ⊙ Assessing and supervising PPE procurement capacity is ongoing
- ⊙ IPC Standard Operating Procedures for the Aviation Industry and Correctional Facilities under development.
- ⊙ Integrated teams sent to Kavango and Zambezi regions to give technical support for a period of 7 days.
- ⊙ Regions have intensified surveillance on travellers from Erongo region for early case detection.
- ⊙ Targeted testing in Walvis Bay is ongoing .

CHALLENGES

- ⊙ Inadequate isolation units, at health facilities in the regions.
- ⊙ Inadequate PPE
- ⊙ Inadequate nasopharyngeal swabs and appropriate transport media.
- ⊙ Prolonged turn-around time of results at NIP.

RECOMMENDATIONS

- ⊙ Establish fully equipped isolation units at health facilities in the regions.
- ⊙ Logistics pillar to continue with the procurement and distribution of sufficient PPE to the regions to ensure that response is not interrupted.
- ⊙ NIP to continue sourcing for swabs and appropriate transport media.

Approved:



Incident Manager

Date: 06 July 2020



Secretariat

For enquiries, please contact
Namibia Public Health Emergency Operations Centre;



PHEOC@mhss.gov.na



0800 100 100



0851 100 100