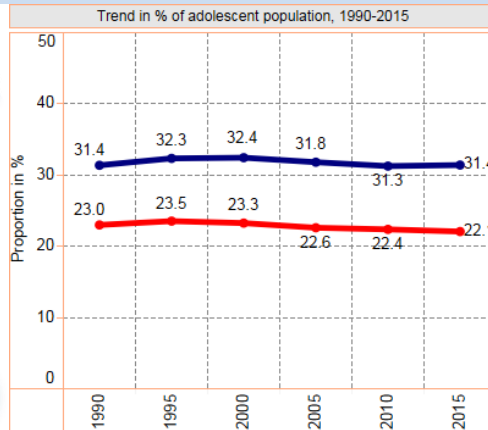


ADOLESCENT HEALTH IN NIGERIA



Country profile: An adolescent is a person between 10-19 years of age

Total surface area (million square km)	0.924
Total population (000's)	185,990
Population density (persons/ square km)	199
Urbanized population (%)	49
Adolescents population (000's)	41,050
Adolescent as % of total population	22
Young people (10-24 years) (000's)	57,226
Young people as % of total population	31
Annual average growth rate of population (%)	2.5
Crude birth rate (births/1,000 population)	39
Life expectancy at birth (years)	53
Median age in total population (years)	18



■ % of adolescent population
■ % of young people population

✓ National standards for delivery of quality health services to adolescents

✗ No National strategies for adolescent health

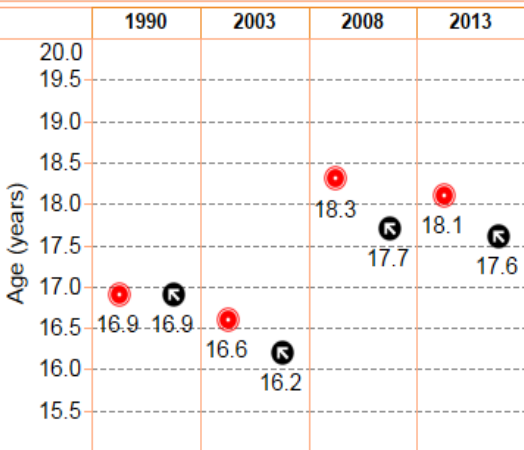
✓ Roadmaps for accelerating HIV prevention testing, treatment and care for adolescents

✗ No adolescent health interventions within the HPV

✓ Specific target group in national policies for injury prevention among adolescents

Early marriage

Trend in median age of women at first marriage/sex (years)



Percentage of women 20-24 years married by age 18
42.8%

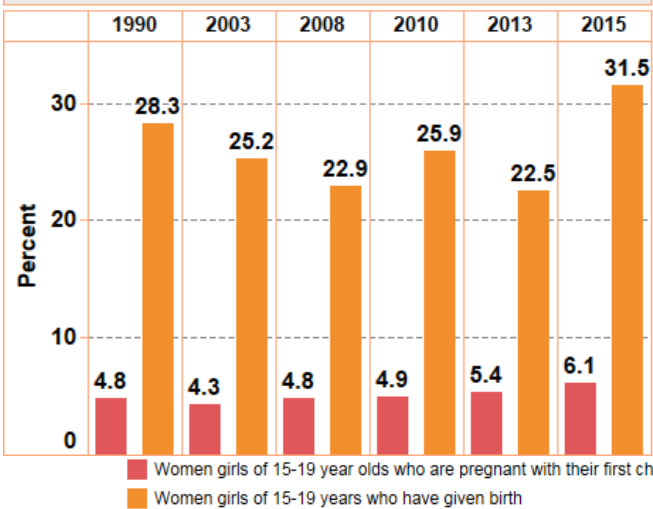
Women 15-19 years married by age 15
12%

- Median age at 1st marriage (years)
- Median age at 1st sexual intercourse (years)

Percentage of 15-19 year olds currently married or in union (%)	F	M
	29	1

Pregnancy

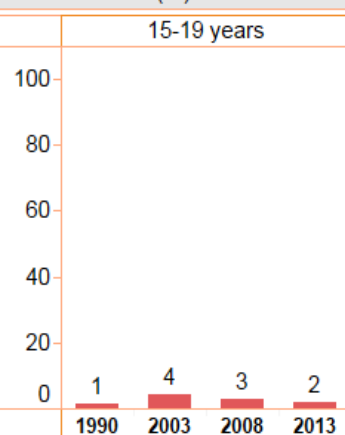
Percentage of 15-19 year olds who have given birth/who are pregnant with their first child



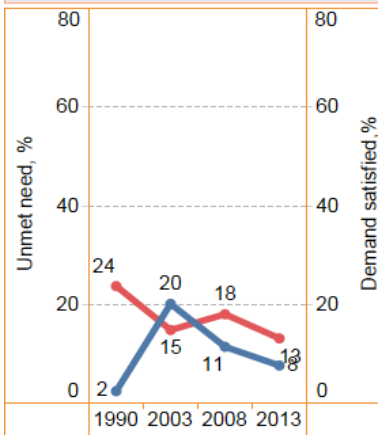
■ Women girls of 15-19 year olds who are pregnant with their first child
■ Women girls of 15-19 years who have given birth

Contraception

Trend in contraceptive prevalence (%)



Unmet need vs Demand satisfied for contraception in 15-19 year olds




■ Demand for contraception satisfied
■ Unmet need for contraception

HIV/STIs


	Comprehensive knowledge of HIV (%)			
	15-19 years		20-24 years	
	Female	Male	Female	Male
2003	11.4	...	18.1	...
2008	19.7	28.2	24.8	37.2
2013	22.4	29.3	26.4	38.6

Prevalence (%) of HIV in 15-19 year olds



	Condom use among sexually active during premarital sex (%)			
	15-19 years		20-24 years	
	Female	Male	Female	Male
2003	23.0	32.8	27.0	53.7
2008	28.2	36.2	40.9	56.3
2013	37.2	49.5	48.7	61.2

Prevalence (%) of STIs among 15-19 year



Data source: 1990-2015 DHS; UNICEF-SOWC 2017; UN DESA, Population Division, WPP 2017; The joint mission from UNICEF and WHO Africa Regional Office June 2017; <http://aidsinfo.unaids.org/#>; WHO-Global health observatory 2018; The World Bank 2018; WHO Global health estimates 2015, Geneva 2016.

For further information:
Child and Adolescent Health & Nutrition Programme (afgrhrcan@who.int)
Family & Reproductive Health (FRH) cluster



ADOLESCENT HEALTH IN NIGERIA



Malnutrition

	Aged 15-19		Aged 20-24	
	Female	Male	Female	Male
Prevalence (%) of chronically malnourished (thin, BMI<18.5)	23.1	...	14.4	...
Prevalence (%) of overweight (BMI between 25.0-29.9)	4.9	...	10.9	...
Prevalence (%) iron deficiency anemia (Hgb<12.0 g/dl for non-pregnant women and Hgb<11.0 g/dl for pregnant women)

Substance use

	Age	Female	Male
Total alcohol consumption among 15-19 year olds (litres of pure alcohol)	15-19	4.7	11.6
	20-24	0.2	1.2
Prevalence cigarette or any type of tobacco product use (%)	15-19	0.1	6.3
	20-24
Prevalence chewing chat (%)	15-19
	20-24



Violence



Percentage of married adolescents who agree that husband is justified



33%

27%

Sexual and gender-based violence

% of married women who have ever experienced physical, sexual or emotional violence committed by their husband or partner	aged 15-19	14.9
	aged 20-24	23.4
Percentage of victims women of female genital mutilation (%)	aged 15-19	15.3
	aged 20-24	21.7

Injuries and traffic accidents

Adolescent household members injured and unable to carry out normal daily activities of >6 months (%)	...
Adolescent household members injured or killed in accidental fall (%)	...
Adolescent household members injured or killed in road traffic accident (%)	...



Mental health

	Female	Male
Prevalence of childhood mental illness among 15-19 year olds (%)
Felt seriously worthless/hopeless or wishes to be dead among 15-19 year olds (%)	13	7



Immunization

Proportion of adolescent girls vaccinated for HPV to	...
--	-----



Socioeconomic determinants of health

	Female	Male
Literacy rate among 15-19 year olds (%)	61.6	...
Percent 15-19 years currently employed (%)	28.0	36.6
Information media use at least once/week among adolescents (%)	50.0	53.9
Social security health insurance among 15-19 year olds (%)	0.0	0.2

The state of adolescent health

Birth rate per 1000 girls 15-19 year olds	122	Trend in Mortality rates per 100,000 in 15-19 year olds	
		2008	2013
Girls 15-19 year olds who have given birth or are pregnant with their first child (%)	6.1	3.3	2.3
		2.8	1.7

Leading causes of girls' death

Rank, cause name, number of deaths and death rate, age 10-19

Rank	Cause name	Number of deaths	Death rate/100, 000 pop
1	Lower respiratory infections	8,350	41.4
2	Diarrhoeal diseases	7,304	36.2
3	Maternal conditions	6,202	30.8
4	Meningitis	5,364	26.6
5	Sickle cell disorders and trait	5,020	24.9

Leading causes of boys' death

Rank, cause name, number of deaths and death rate, age 10-19

Rank	Cause name	Number of deaths	Death rate/100, 000 pop
1	Lower respiratory infections	8,800	42.1
2	Diarrhoeal diseases	7,458	35.7
3	Meningitis	6,311	30.2
4	HIV/AIDS	3,291	15.8
5	Sickle cell disorders and trait	3,232	15.5