

# ADOLESCENT HEALTH IN MADAGASCAR

## 2018

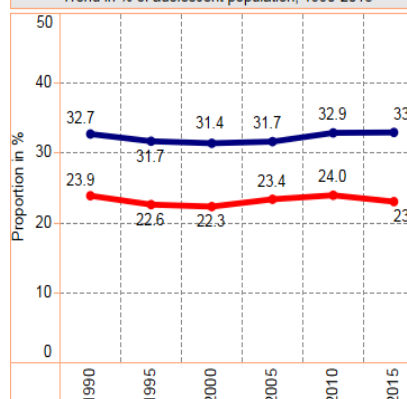


### Country profile: An adolescent is a person between 10-19 years of age

Total surface area (million sq. km)	0.5873
Total population (000's)	24,894.5510
Population density (persons/sq km)	41.6540
Urbanized population (%)	35.7410
Adolescent population (000's)	5,739.9980
Adolescent as % of total population	23.0572
Young people (10-24 years) (000's)	7,988.9540
Young people as % of total population	32.9642
Annual average growth rate of population (%)	2.5534
Crude birth rate (births per 1,000 population)	33.1450
Life expectancy at birth (years)	65.9320
Median age of the total population (years)	18.7450
Birth rate per 1000 girls 15-19 years olds	148.0000



Trend in % of adolescent population, 1990-2015

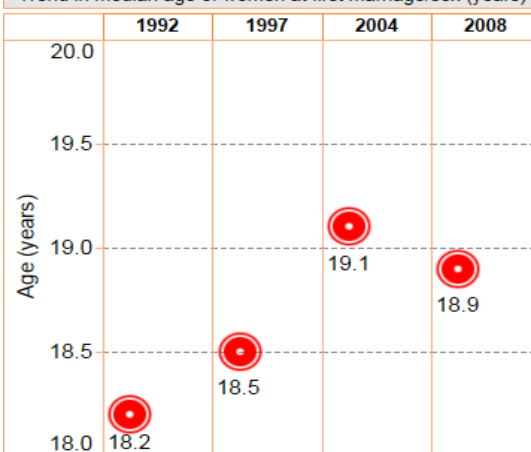


■ Adolescent as % of total population  
■ Young people as % of total population

National standards for delivery of quality health services to adolescents	✓
National strategies for adolescent health	✓
Roadmap for accelerating HIV prevention	✗
Integration of adolescent health interventions with the HPV vaccination	✓
Existence of a specific target group in national policies/strategies/plans for injury prevention in adolescents	✗

### Early marriage

Trend in median age of women at first marriage/sex (years)



Percentage of women 20-24 years married by age 18  
48%

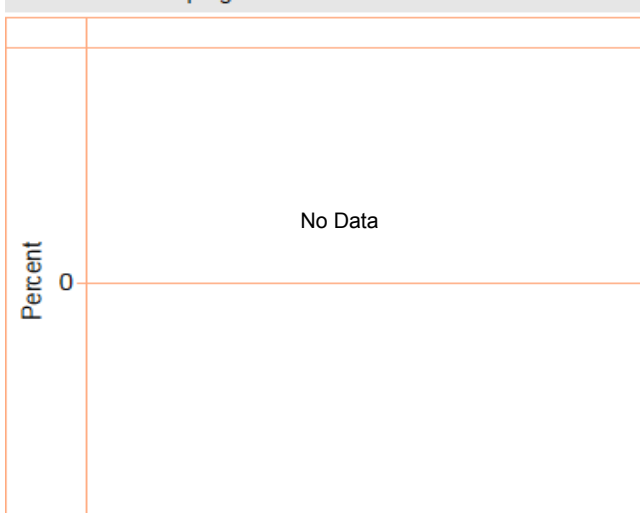
Women 15-19 years married by age 15  
12%

- Median age at 1st marriage (years)
- Median age at 1st sexual intercourse (years)

Percentage of 15-19 year olds currently married or in union (%)	F	M
	28	7

### Pregnancy

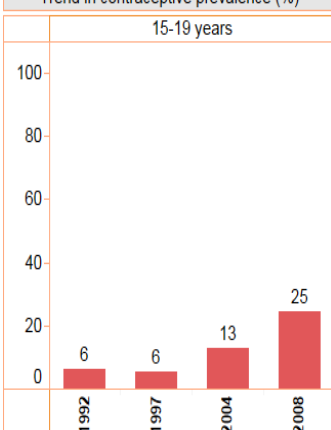
Percentage of 15-19 year olds who have given birth/who are pregnant with their first child



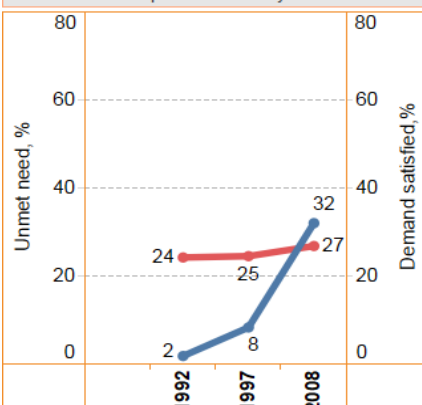
■ Girls of 15-19 year olds who are pregnant with their first child  
■ Women girls of 15-19 years who have given birth

### Contraception

Trend in contraceptive prevalence (%)



Unmet need vs Demand satisfied contraception in 15-19 year olds




■ Demand for contraception satisfied  
■ Unmet need for contraception

### HIV/STIs


	Comprehensive knowledge of HIV			
	15-19 years		20-24 years	
	Female	Male	Female	Male
2004	17.6	12.9	21.3	18.6
2008	23.0	25.6	21.7	26.4

Prevalence (%) of HIV in 15-19 year olds



	Condom use among sexually active during premarital sex (%)			
	15-19 years		20-24 years	
	Female	Male	Female	Male
2004	5.6	13.1	7.1	12.9
2008	4.8	8.3	6.1	11.2

Prevalence (%) of STIs among 15-19 year



# ADOLESCENT HEALTH IN MADAGASCAR

## 2018

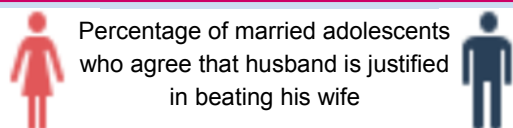
### Malnutrition

	Year	15-19 years		20-24 years	
		Female	Male	Female	Male
Prevalence (%) of chronically malnourished (thin, BMI<18.5)	2008	28.3		23.3	
Prevalence (%) of overweight (BMI between 25.0-29.9)	2008	0.9		3.7	
Prevalence (%) of iron deficiency anemia (Hgb<12.0 g/dl for non-pregnant women and Hgb<11.0 g/dl for pregnant women)	2008	35.1	39.9	36.3	31.2

### Substance use

	Age group	Year	Female	Male
Total alcohol consumption among 15-19 year olds (litres of pure alcohol)	15-19 years	2010	2.8	5.6
Prevalence cigarette or any other tobacco product use (%)	15-19 years	2008	4.0	22.9
	20-24 years	2008	7.8	52.0

### Violence



	Age group	Year	Female
% of married women who have ever experienced physical or sexual or emotional violence committed by their husband or partner	15-19 years		
	20-24 years		
Prevalence of victims women of feral genital mutilation (%)	15-19 years	2008	
	20-24 years	2008	

### Injuries and traffic accidents

Adolescent household members injured and unable to carry out normal daily activities of >6 months (%)	...
Adolescent household members injured or killed in accidental fall (%)	...
Adolescent household members injured or killed in road traffic accident (%)	...

### Mental health

	Female	Male
Prevalence of childhood mental illness among 15-19 year olds (%)	...	...
Felt seriously worthless/hopeless or wishes to be dead among 15-19 year olds (%)	...	...

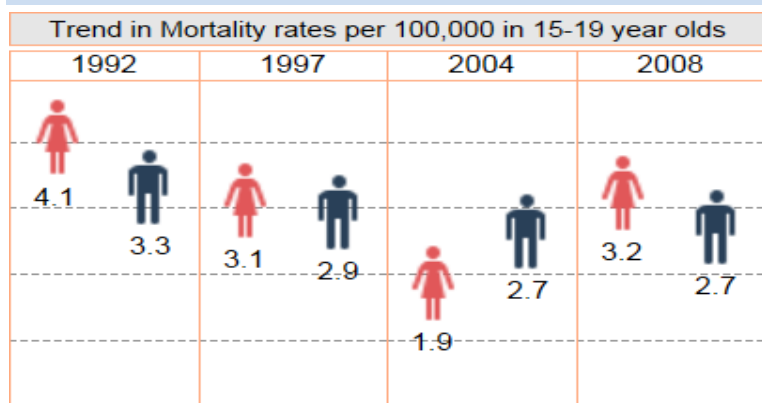
### Immunization

Proportion of adolescent girls vaccinated for HPV to prevent cervical cancer (%)	...
--	-----

### Socioeconomic determinants of health

	Year	Female	Male
Literacy rate among 15-19 year olds (%)	2016	78.2	
Percent 15-19 year currently employed (%)	2016		
Information media use at least once/week among adolescents (%)	2016	59.4	62.2
Social security health insurance among 15-19 year olds (%)	2016	0.1	0.0

### Adolescent Mortality



### Leading causes of girls' death

Rank, cause name, number of deaths and death rate, age 10-19

Rank	Cause name	Number of deaths	Death rate/100, 000 pop
1	Lower respiratory infections	479	16.7
2	Diarrhoeal diseases	448	15.6
3	Malaria	349	12.2
4	Meningitis	265	9.3
5	Maternal conditions	238	8.3

### Leading causes of boys' death

Rank, cause name, number of deaths and death rate, age 10-19

Rank	Cause name	Number of deaths	Death rate/100, 000 pop
1	Road injury	1,446	50.4
2	Malaria	778	27.1
3	Interpersonal violence	397	13.8
4	Lower respiratory infections	265	9.2
5	Tuberculosis	256	8.9