

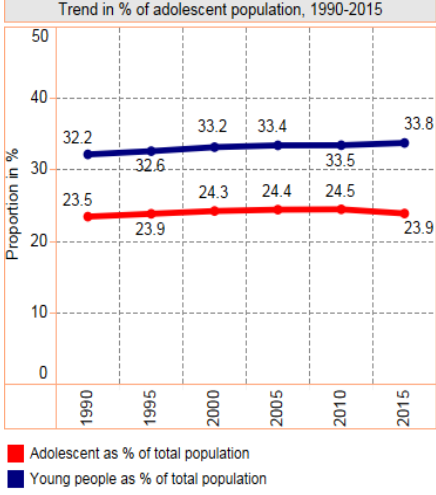


ADOLESCENT HEALTH IN UGANDA 2018



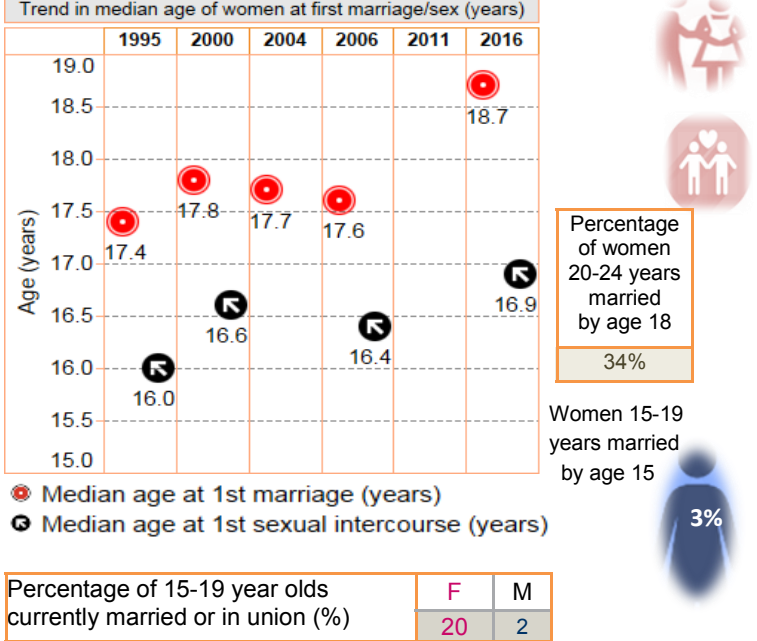
Country profile: An adolescent is a person between 10-19 years of age

Total surface area (million sq. km)	0.2416
Total population (000's)	41,487.9650
Population density (persons/sq km)	200.9152
Urbanized population (%)	16.4440
Adolescent population (000's)	9,920.2730
Adolescent as % of total population	23.9112
Young people (10-24 years) (000's)	13,187.8090
Young people as % of total population	33.7873
Annual average growth rate of population (%)	3.0787
Crude birth rate (births per 1,000 population)	42.1440
Life expectancy at birth (years)	59.8890
Median age of the total population (years)	15.7930
Birth rate per 1000 girls 15-19 years olds	140.0000

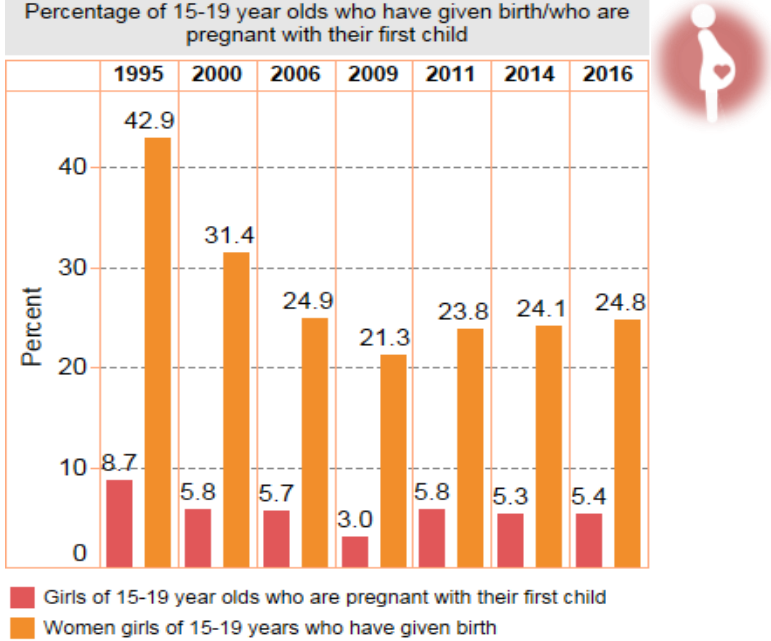


National standards for delivery of quality health services to adolescents	✓
National strategies for adolescent health	✓
Roadmap for accelerating HIV prevention	✓
Integration of adolescent health interventions with the HPV vaccination	✗
Existence of a specific target group in national policies/strategies/plans for injury prevention in adolescents	✓

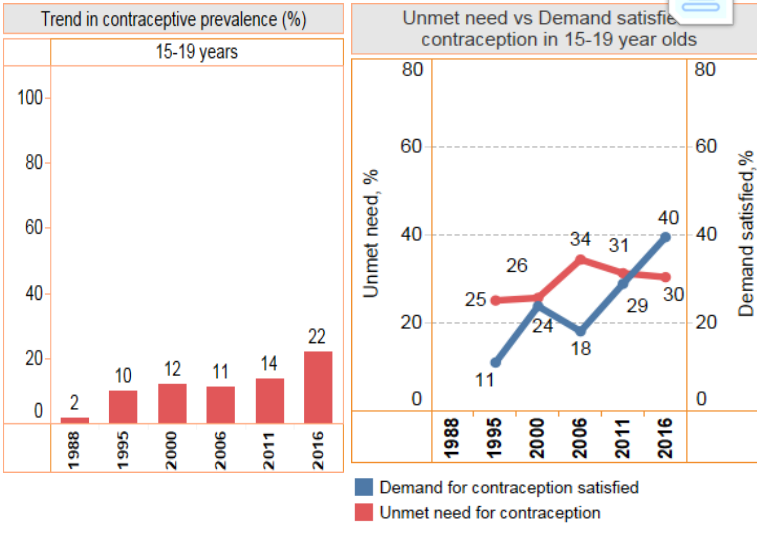
Early marriage



Pregnancy



Contraception



HIV/STIs

Comprehensive knowledge of HIV

	15-19 years		20-24 years	
	Female	Male	Female	Male
2006	31.0	37.7	32.9	39.0
2011	71.9	70.9	82.4	91.7
2016	40.7	40.2	51.3	51.0

Prevalence (%) of HIV in 15-19 year olds: 3 (Female), 2 (Male)

Condom use among sexually active during premarital sex (%)

	15-19 years		20-24 Years	
	Female	Male	Female	Male
2006	37.7	47.1	41.7	65.7
2011	99.9	93.2	89.7	124.2
2016	44.6	54.6	44.4	60.2

Prevalence (%) of STIs among 15-19 year olds: 19 (Female), 15 (Male)

Data source: 1995-2016 DHS; UNICEF-SOWC 2017; UN DESA, Population Division, WPP 2017; The joint mission from UNICEF and WHO Africa Regional Office June 2017; <http://aidsinfo.unaids.org/#>; WHO-Global health observatory 2018; The World Bank 2018; WHO Global health estimates 2015, Geneva 2016.

For further information: Child and Adolescent Health & Nutrition Programme (afgrfrcan@who.int) Family & Reproductive Health (FRH) cluster





ADOLESCENT HEALTH IN UGANDA 2018



Malnutrition

		15-19 years		20-24 years	
		Female	Male	Female	Male
Prevalence (%) of chronically malnourished (thin, BMI<18.5)	2011	14.3	32.9	11.0	8.4
	2016	12.6	26.3	7.8	7.4
Prevalence (%) of overweight (BMI between 25.0-29.9)	2011	10.5	0.5	12.9	3.4
	2016	10.0	0.8	15.4	3.9
Prevalence (%) of iron deficiency anemia (Hgb<12.0 g/dl for non-pregnant women and Hgb<11.0 g/dl for pregnant women)	2011	18.9		24.5	
	2016	32.9	26.0	33.6	10.8

Substance use

			Female	Male
Total alcohol consumption among 15-19 year olds (litres of pure alcohol)	15-19 years	2010	5.3	10.6
	15-19 years	2011	0.5	1.4
Prevalence cigarette or any other tobacco product use (%)	15-19 years	2016	0.4	
		20-24 years	2011	1.5
	20-24 years	2016	0.5	

Violence



Percentage of married adolescents who agree that husband is justified in beating his wife



62%

52%

Injuries and traffic accidents

Adolescent household members injured and unable to carry out normal daily activities of >6 months (%)	...
Adolescent household members injured or killed in accidental fall (%)	...
Adolescent household members injured or killed in road traffic accident (%)	...



Mental health

	Female	Male
Prevalence of childhood mental illness among 15-19 year olds (%)
Felt seriously worthless/hopeless or wishes to be dead among 15-19 year olds (%)



Immunization

Proportion of adolescent girls vaccinated for HPV to prevent cervical cancer (%)	...
--	-----



Socioeconomic determinants of health

		Female	Male
Literacy rate among 15-19 year olds (%)	2016		
Percent 15-19 year currently employed (%)	2016	48.3	77.3
Information media use at least once/week among adolescents (%)	2016	81.7	87.7
Social security health insurance among 15-19 year olds (%)	2016	0.0	0.0

Adolescent Mortality

Trend in Mortality rates per 100,000 in 15-19 year olds				
	2000	2006	2011	2016
Female	3.4	3.6	3.6	3.3
Male		2.4	2.4	2.3

Leading causes of girls' death

Rank, cause name, number of deaths and death rate, age 10-19

Rank	Cause name	Number of deaths	Death rate/100, 000 pop
1	HIV/AIDS	963	19.5
2	Lower respiratory infections	956	19.4
3	Meningitis	749	15.2
4	Diarrhoeal diseases	697	14.1
5	Malaria	686	13.9

Leading causes of boys' death

Rank, cause name, number of deaths and death rate, age 10-19

Rank	Cause name	Number of deaths	Death rate/100, 000 pop
1	HIV/AIDS	1,021	20.5
2	Lower respiratory infections	793	15.9
3	Sickle cell disorders and trait	708	14.2
4	Road injury	661	13.3
5	Diarrhoeal diseases	635	12.7