

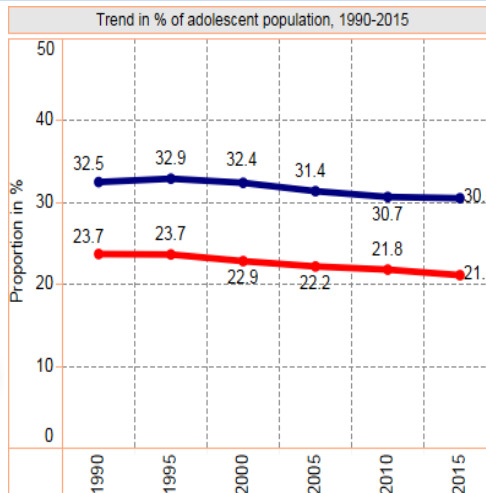


ADOLESCENT HEALTH IN CONGO



Country profile: An adolescent is a person between 10-19 years of age

Total surface area (million square km)	0.342
Total population (000's)	5,126
Population density (persons/ square km)	15
Urbanized population (%)	66
Adolescent population (000's)	1,083
Adolescent as % of total population	21
Young people (10-24 years) (000's)	1,411
Young people as % of total population	31
Annual average growth rate of population (%)	2.5
Crude birth rate (births/1,000 population)	35
Life expectancy at birth (years)	65
Median age in total population (years)	19



✓ National standards for delivery of quality health services to adolescents

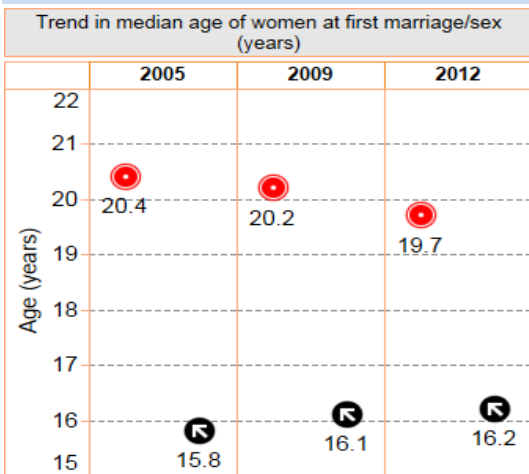
✓ National strategies for adolescent health

✗ No Roadmaps for accelerating HIV prevention testing, treatment and care for adolescents

✗ No adolescent health interventions within the HPV vaccination

✓ Specific target group in national policies for injury prevention among adolescents

Early marriage



Percentage of women 20-24 years married by age 18

32.6%

Women 15-19 years married by age 15

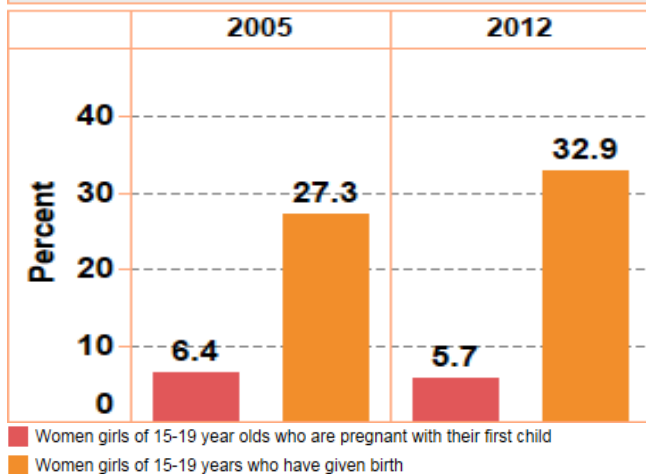
7%

● Median age at 1st marriage (years)
● Median age at 1st sexual intercourse (years)

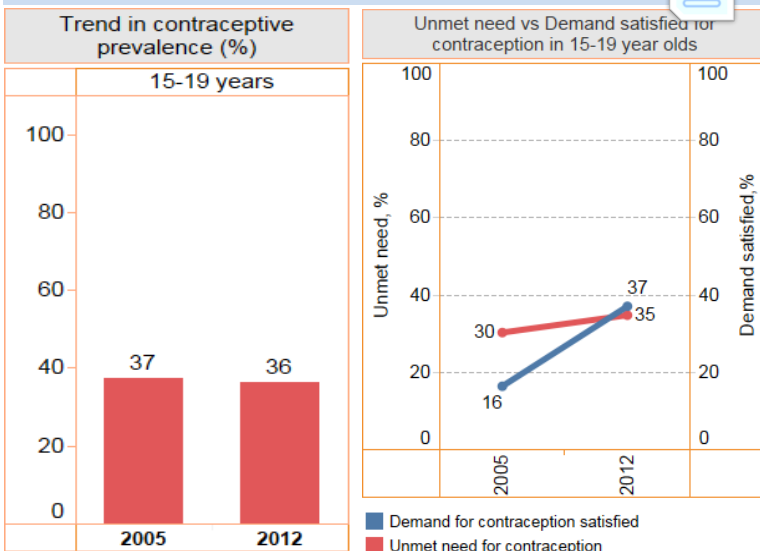
Percentage of 15-19 year olds currently married or in union (%)	F	M
	16	1.5

Pregnancy

Percentage of 15-19 year olds who have given birth/who are pregnant with their first child




Contraception



HIV/STIs


	Comprehensive knowledge of HIV (%)			
	15-19 years		20-24 years	
	Female	Male	Female	Male
2005	10.2	20.6	9.8	23.8
2009	8.3	18.4	8.3	26.3
2012	15.7	25.0	12.9	31.2

Prevalence (%) of HIV in 15-19 year olds



	Condom use among sexually active during premarital sex (%)			
	15-19 years		20-24 years	
	Female	Male	Female	Male
2005	19.8	31.3	23.0	42.3
2009	31.3	44.6	34.8	40.7
2012	43.2	54.6	46.3	54.5

Prevalence (%) of STIs among 15-19 year





ADOLESCENT HEALTH IN CONGO



Malnutrition

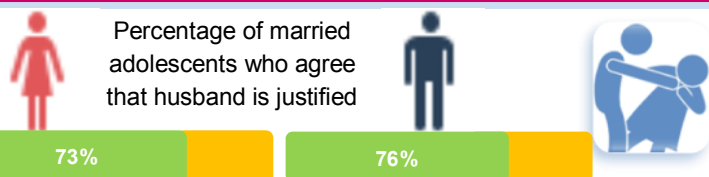
	Aged 15-19		Aged 20-24	
	Female	Male	Female	Male
Prevalence (%) of chronically malnourished (thin, BMI<18.5)	25.2	...	13.7	...
Prevalence (%) of overweight (BMI between 25.0-29.9)	5.4	...	13.7	...
Prevalence (%) iron deficiency anemia (Hgb<12.0 g/dl for non-pregnant women and Hgb<11.0 g/dl for pregnant women)	55.1	...	54.1	...

Substance use

	Age	Female	Male
Total alcohol consumption among 15-19 year olds (litres of pure alcohol)	15-19	3.4	7.7
	15-19	0.7	5.4
Prevalence cigarette or any type of tobacco product use (%)	20-24	1.1	18.0
	15-19
Prevalence chewing chat (%)	20-24



Violence



Sexual and gender-based violence

% of married women who have ever experienced physical, sexual or emotional violence committed by their husband or partner	aged 15-19	...
	aged 20-24	...
Percentage of victims women of female genital mutilation (%)	aged 15-19	N/A
	aged 20-24	N/A

Injuries and traffic accidents

Adolescent household members injured and unable to carry out normal daily activities of >6 months (%)	...
Adolescent household members injured or killed in accidental fall (%)	...
Adolescent household members injured or killed in road traffic accident (%)	...



Mental health

	Female	Male
Prevalence of childhood mental illness among 15-19 year olds (%)
Felt seriously worthless/hopeless or wishes to be dead among 15-19 year olds (%)



Immunization

Proportion of adolescent girls vaccinated for HPV to	...
--	-----



Socioeconomic determinants of health

	Female	Male
Literacy rate among 15-19 year olds (%)	85.2	92.7
Percent 15-19 years currently employed (%)	29.9	33.4
Information media use at least once/week among adolescents (%)	68.0	55.5
Social security health insurance among 15-19 year olds (%)	0.2	0.6

The state of adolescent health

Birth rate per 1000 girls 15-19 year olds	147	Trend in Mortality rates per 100,000 in 15-19 year olds	
		2005	2012
Girls 15-19 year olds who have given birth or are pregnant with their first child (%)	5.7	4.5	2.6
		2.3	2.2

Leading causes of girls' death

Rank, cause name, number of deaths and death rate, age 10-19

Rank	Cause name	Number of deaths	Death rate/100, 000 pop
1	Malaria	100	18.4
2	HIV/AIDS	81	15.0
3	Lower respiratory infections	65	12.1
4	Maternal conditions	61	11.4
5	Meningitis	45	8.3

Leading causes of boys' death

Rank, cause name, number of deaths and death rate, age 10-19

Rank	Cause name	Number of deaths	Death rate/100, 000 pop
1	HIV/AIDS	92	16.9
2	Malaria	83	15.3
3	Lower respiratory infections	76	14.0
4	Road injury	74	13.6
5	Self-harm	61	11.2