



ADOLESCENT HEALTH IN CÔTE D'IVOIRE

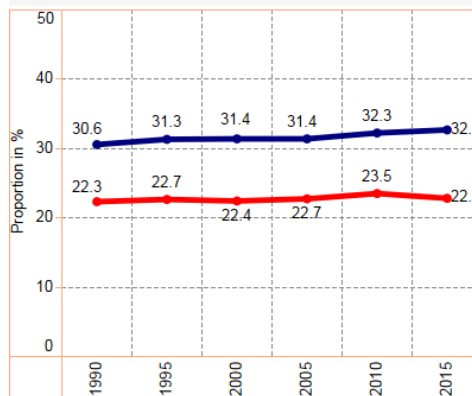


Country profile: An adolescent is a person between 10-19 years of age

Total surface area (million square km)	0.322
Total population (000's)	23,696
Population density (persons/ square km)	73
Urbanized population (%)	55
Adolescents population (000's)	5,409
Adolescent as % of total population	23
Young people (10-24 years) (000's)	7,423
Young people as % of total population	33
Annual average growth rate of population (%)	2.4
Crude birth rate (births/1,000 population)	37
Life expectancy at birth (years)	54
Median age in total population (years)	18



Trend in % of adolescent population, 1990-2015

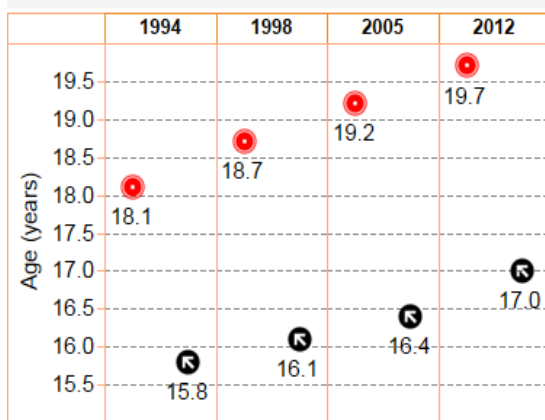


■ % of adolescent population
■ % of young people population

- ✓ National standards for delivery of quality health services to adolescents
- ✓ National strategies for adolescent health
- ✗ No Roadmaps for accelerating HIV prevention testing, treatment and care for adolescents
- ✓ Adolescent health interventions within the HPV vaccination
- ✓ Specific target group in national policies for injury prevention among adolescents

Early marriage

Trend in median age of women at first marriage/sex (years)



Percentage of women 20-24 years married by age 18
33.2%

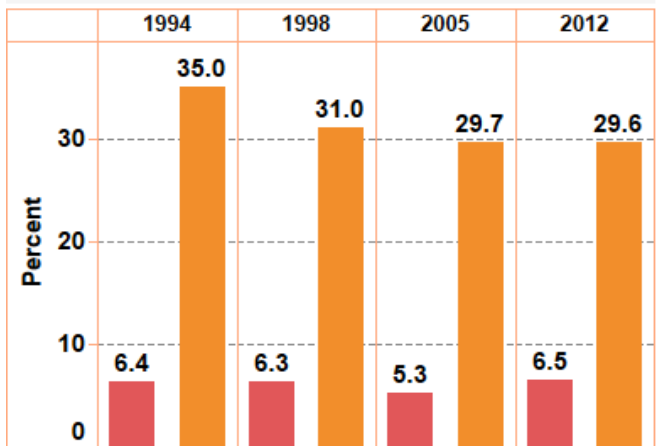
Women 15-19 years married by age 15
6%

- Median age at 1st marriage (years)
- Median age at 1st sexual intercourse (years)

Percentage of 15-19 year olds currently married or in union (%)	F	M
	21	1

Pregnancy

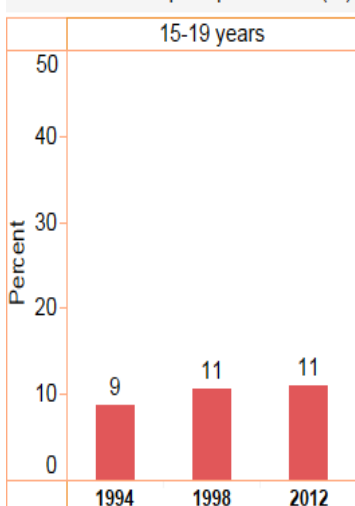
Percentage of 15-19 year olds who have given birth/who are pregnant with their first child



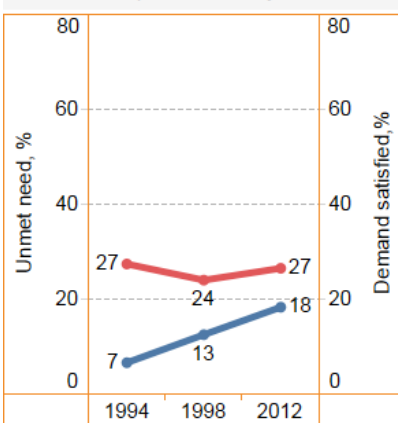
■ Women girls of 15-19 year olds who are pregnant with their first child
■ Women girls of 15-19 years who have given birth

Contraception

Trend in contraceptive prevalence (%)



Unmet need vs Demand satisfied for contraception in 15-19 year olds




■ Demand for contraception satisfied
■ Unmet need for contraception

HIV/STIs


	Comprehensive knowledge of HIV (%)			
	15-19 years		20-24 years	
	Female	Male	Female	Male
2005	18.4	30.0	17.5	25.3
2012	15.0	20.9	16.5	28.3

Prevalence (%) of HIV in 15-19 year olds
<1



	Condom use among sexually active during premarital sex (%)			
	15-19 years		20-24 years	
	Female	Male	Female	Male
1998	24.9	53.7	34.3	55.3
2005	41.9	56.3	39.5	51.8
2012	42.9	63.6	34.1	58.4

Prevalence (%) of STIs among 15-19 year olds
27



Data source: 1994-2012 DHS; UNICEF-SOWC 2017; UN DESA, Population Division, WPP 2017; The joint mission from UNICEF and WHO Africa Regional Office June 2017; <http://aidsinfo.unaids.org/#>; WHO-Global health observatory 2018; The World Bank 2018; WHO Global health estimates 2015, Geneva 2016.

For further information:
Child and Adolescent Health & Nutrition Programme (afgrhrcan@who.int)
Family & Reproductive Health (FRH) cluster

ADOLESCENT HEALTH IN CÔTE D'IVOIRE



Malnutrition

	Aged 15-19		Aged 20-24	
	Female	Male	Female	Male
Prevalence (%) of chronically malnourished (thin, BMI<18.5)	16.4	...	6.1	...
Prevalence (%) of overweight (BMI between 25.0-29.9)	8.1	...	15.2	...
Prevalence (%) iron deficiency anemia (Hgb<12.0 g/dl for non-pregnant women and Hgb<11.0 g/dl for pregnant women)	53.9	42.8	55.2	25.1

Substance use

	Age	Female	Male
Total alcohol consumption among 15-19 year olds (litres of pure alcohol)	15-19	4.4	12.9
Prevalence cigarette or any type of tobacco product use (%)	15-19	0.5	6.2
	20-24	0.6	...
Prevalence chewing chat (%)	15-19
	20-24



Violence



Percentage of married adolescents who agree that husband is justified



51%

51%



Sexual and gender-based violence

% of married women who have ever experienced physical, sexual or emotional violence committed by their husband or partner	aged 15-19	25.1
	aged 20-24	33.0
Percentage of victims women of female genital mutilation (%)	aged 15-19	31.3
	aged 20-24	35.1

Injuries and traffic accidents

Adolescent household members injured and unable to carry out normal daily activities of >6 months (%)	...
Adolescent household members injured or killed in accidental fall (%)	...
Adolescent household members injured or killed in road traffic accident (%)	...



Mental health

Prevalence of childhood mental illness (%)	...
Prevalence of mental health related to alcohol, substance use, schizophrenia, seizure disorder and bipolar disorder (%)	...



Immunization

Proportion of adolescent girls vaccinated for HPV to prevent cervical cancer (%)	...
--	-----



Socioeconomic determinants of health

	Female	Male
Literacy rate among 15-19 year olds (%)	47.3	67.6
Percent 15-19 years currently employed (%)	45.2	50.3
Information media use at least once/week among adolescents (%)	62.2	72.5
Social security health insurance among 15-19 year olds (%)	0.5	0.1

The state of adolescent health

Birth rate per 1000 girls 15-19 year olds	125		
Trend in Mortality rates per 100,000 in 15-19 year olds	1994	2005	2012
	2.0	3.6	2.9
Girls 15-19 year olds who have given birth or are pregnant with their first child (%)	2.5	3.0	2.9
	6.5	2.9	2.9

Leading causes of girls' death

Rank, cause name, number of deaths and death rate, age 10-19

Rank	Cause name	Number of deaths	Death rate/100, 000 pop
1	Meningitis	1,251	46.4
2	Lower respiratory infections	1,130	42.0
3	Diarrhoeal diseases	883	32.8
4	Sickle cell disorders and trait	737	27.4
5	Maternal conditions	664	24.6

Leading causes of boys' death

Rank, cause name, number of deaths and death rate, age 10-19

Rank	Cause name	Number of deaths	Death rate/100, 000 pop
1	Lower respiratory infections	1,051	38.7
2	Meningitis	922	34.0
3	Diarrhoeal diseases	640	23.6
4	Drowning	618	22.8
5	HIV/AIDS	587	21.6