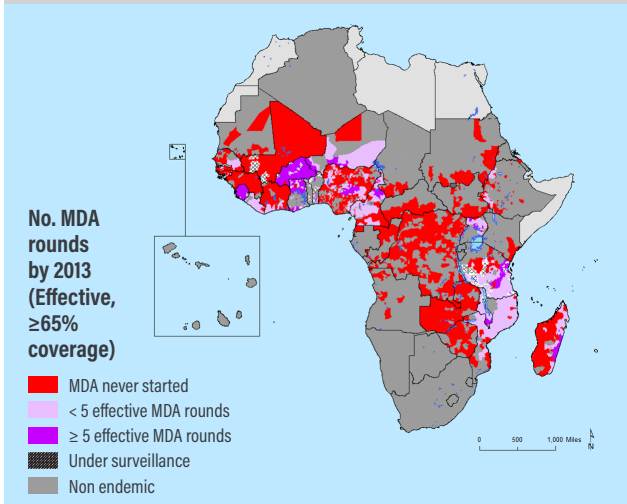
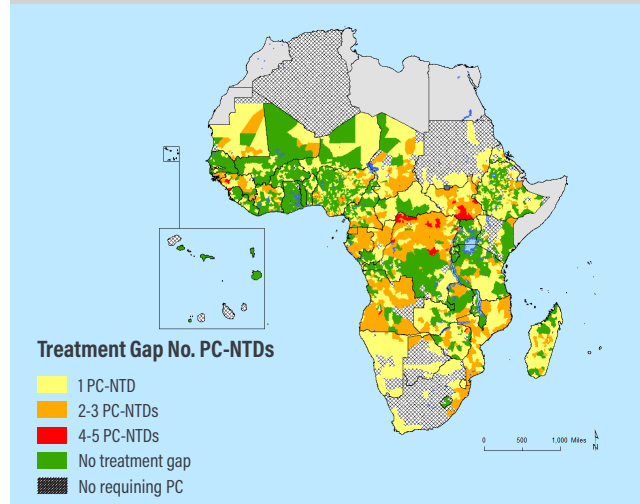


ELIMINATION ROADMAP FOR LYMPHATIC FILARIASIS

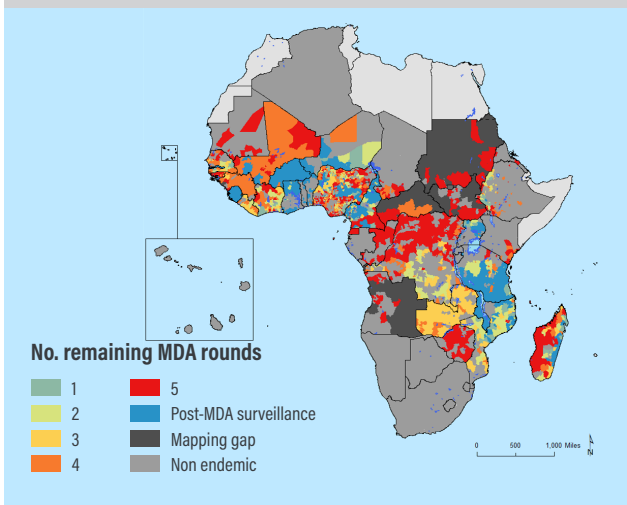
MDA coverage against Lymphatic Filariasis in WHO African region (2013).



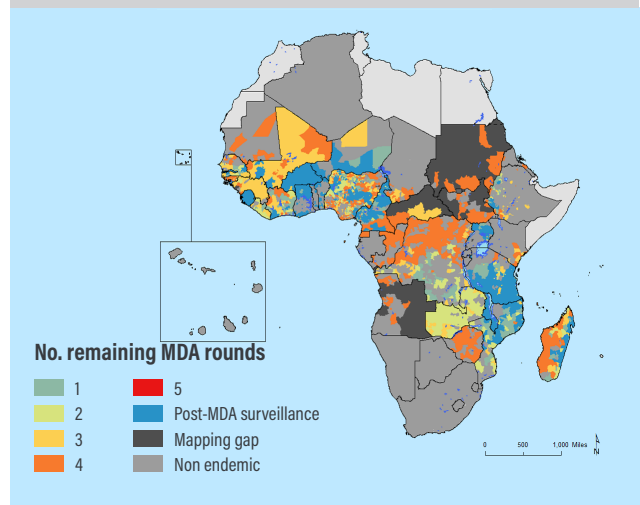
Treatment Gaps: number of PC-NTDs by IU that either have never been treated or not treated in 2015 & 2016.



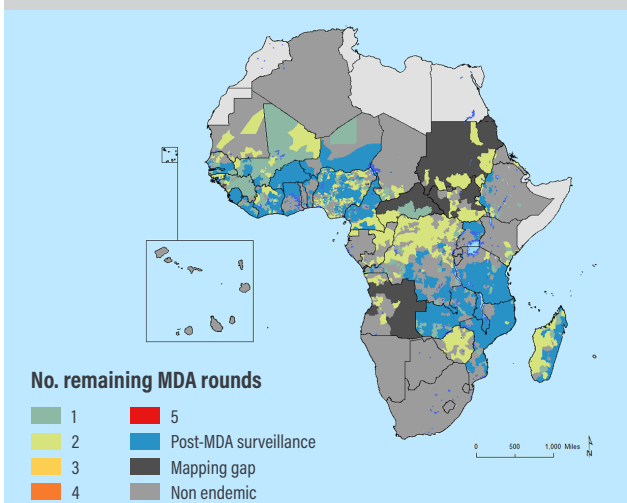
Projection of MDA status for LF ensuring continued support over time in endemic IU (2017).



Projection of MDA status for LF ensuring continued support over time in endemic IU (2018).



Projection of MDA status for LF ensuring continued support over time in endemic IU (2020).



Disclaimer: The boundaries and names shown and the designations used on this map do not imply the expression of any opinion whatsoever in the part of the World Health Organization concerning the legal status of any country, territory, city or area or of its authorities, or concerning the delimitation of its frontiers or boundaries. Dotted and dashed lines on maps represent approximate border lines for which there may not yet be full agreement.

Data source: Health Ministries & ESPEN partnership.
Map production: ESPEN/AFRO/WHO NTD Mapping project funded by the Bill & Melinda Gates Foundation.



Join the fight against NTDs!
Contact ESPEN Team Leader, Dr. Maria Rebollo at rebolopolom@who.int